

School District  
2019-2020 Estimate of Needs  
and  
Financial Statement of the Fiscal Year 2018-2019

Board of Education of Salina Public Schools  
District No. I-16  
County of Mayes  
State of Oklahoma

**FILED**  
OCT 15 2019  
State Auditor & Inspector

To the Excise Board of said County and State, Greetings:

Pursuant to the requirements of 68 O. S. 2001 Section 3002, we submit herewith, for your consideration the within statement of the financial condition of the Board of Education of Salina Public Schools, District No. I-16, County of Mayes, State of Oklahoma for the fiscal year beginning July 1, 2019, and ending June 30, 2020, together with an itemized statement of the estimated Income and Probable Needs of said School District for the ensuing fiscal year. We have separately prepared, executed and submit Financial Statements for the Fiscal Year so terminated, and Estimate of Requirements for the ensuing Fiscal Year, for such Sinking Fund, if any, as pertains to this District for the Bond, Coupon, and Judgment indebtedness, if any, outstanding and unpaid as of June 30, 2020, and also for the Sinking Fund of any disorganized District whose area or the major portion thereof is now embraced within the boundaries of this District; and this Certificate is as applicable thereto as if fully embodied therein. The same have been prepared in conformity with Statute.

Two copies of this Financial Statement and Estimate of Needs should be filed with the County Clerk not later than September 30 for all School Districts. One complete signed copy must be sent to the State Auditor and Inspector, 2300 N. Lincoln Blvd Room 100, Oklahoma City, OK 73105-4801 and one copy will be retained by the County Clerk. If publication may not be had by date required for filing, affidavit and proof of publication are required to be attached within five days after date of filing.

Prepared by: Kerry J. Patten, CPA

Submitted to the Mayes County Excise Board

This 9<sup>th</sup> Day of September, 2019

School Board Member's Signatures

Chairman: <u>Jessie Skunk</u>	Clerk: <u>J B</u>
Member: <u>John Man</u>	Member: _____
Member: _____	Member: _____
Member: <u>Don Saly</u>	Member: _____
Member: <u>[Signature]</u>	Member: _____
Treasurer: <u>Genee Humphrey</u>	Member: _____

**RECEIVED**  
OCT 15 2019  
State Auditor and Inspector  
DIST NO. 16 OKLA

In addition,

1. We, the undersigned, duly elected, qualified and acting officers of the Board of Education of the aforesaid School District located wholly or in major area in the County and State aforesaid, do hereby certify that, at regular session begun at the time provided by law, we carefully considered the reports submitted by the several officers and employees as required by 68 O. S. 2001 Section 3004, carefully considered the statements and estimate of needs heretofore prepared for the purpose of ascertaining any additional or emergency levy necessary for the ensuing fiscal year and revised, corrected or amended the same to disclose the true fiscal condition as of June 30, 2019, and to provide for the needs of the District for the ensuing fiscal year as now ascertained; and we do hereby certify that the within statement of the financial condition is true and correct, and that the within estimates for all purposes for the ensuing fiscal year are reasonably necessary for the proper conduct of the affairs of said School District, and that the statement of Estimated Income from sources other than ad valorem taxes is not in excess of the lawfully authorized ratio of the actual collections from such sources during the previous fiscal year.

2. We further certify that any cash fund balance reported in our Building Fund is required for immediate or cumulative program of construction unless there be attached within a verified copy of a resolution signed by a majority of the members of this Board to the effect the program of building has been completed or abandoned. If attached, then the Excise Board is directed to apply said Balance to reduce Levies in accordance with 62 O. S. 2001, Section 333.

3. We also certify that a levy of 15.000 Mills over and above the number of mills allocated by the County Excise Board will be reasonably necessary for the proper conduct of the affairs of said school district during the fiscal year 2019-2020.

4. We also certify that, after due and legal notice of an election thereon, an emergency levy of 5.000 Mills, over and above the number of mills provided by Law and allocated by the County Excise Board in addition thereto for school purposes, were made permanent by election.


5. We also certify that, after due and legal notice of an election thereon, a local support levy of 10.000 Mills, in addition to the levies hereinbefore provided, were made permanent by election.

6. We also certify that, after due and legal notice of an election thereon, pursuant to Article 10, Section 10, of the Constitution of Oklahoma, an additional levy of 5.000 Mills, were made permanent by election.

*[Signature]*  
Clerk of Board of Education

*[Signature]*  
President of Board of Education

*[Signature]*  
Treasurer of Board of Education



Subscribed and sworn to before me this 9<sup>th</sup> day of September, 2019.

*[Signature]*  
Notary Public

07/22/2020  
My Commission Expires



# Proof of Publication

Attach copy of ad here:

In the \_\_\_\_\_ Court of Mayes County, State of Oklahoma

\_\_\_\_\_  
Plaintiff

Cause No. \_\_\_\_\_

vs.

Affidavit of Publication  
*Sixlin Schools*

\_\_\_\_\_  
Defendant

STATE OF OKLAHOMA

SS

COUNTY OF MAYES

Terry Dyward of lawful age, being duly sworn, upon oath states that he is the Publisher of Pryor Creek Publishing, Inc., a corporation, owner and publisher of The Paper, a weekly newspaper, printed in the English language; that said newspaper is printed and published in Mayes County, Oklahoma, and has a paid general subscription circulation therein; that said newspaper is admitted and delivered to the United States Mails within Mayes County, Oklahoma as second-class mail matter; that said newspaper has been published in said county continuously and uninterruptedly during a period of fifty-two (52) weeks consecutively, prior to the first publication of the notice or advertisement of which a copy is hereto attached.

Affiant states that said newspaper has completed with all the provisions of Section I of Senate Bill No. 47 of the Nineteenth Legislature of the State of Oklahoma, passed and approved April 13, 1943, and the amendments thereto, and has complied with all the laws of the State of Oklahoma necessary to authorize it to publish legal notices and legal advertisements.

The advertisement above referred to, a true and printed copy of which is hereto attached, was published in said newspaper on the following dates, to wit:


1st Insertion <u>9-23</u> , 20 <u>19</u>	6th Insertion _____, 20____
2nd Insertion _____, 20____	7th Insertion _____, 20____
3rd Insertion _____, 20____	8th Insertion _____, 20____
4th Insertion _____, 20____	9th Insertion _____, 20____
5th Insertion _____, 20____	Last Insertion _____, 20____

Said notice was published in the regular edition of said newspaper and not in a supplement thereof.

Publication Fee \$ 189.00 \_\_\_\_\_  
(Signature)

Subscribed and sworn to me before this 23 day of September A.D. 2019

My commission expires May 5, 2022. Orla Gaddy  
(Seal) Notary Public





# SALINA SCHOOLS' FINANCIAL STATEMENT AND ESTIMATE OF NEEDS

Publication Sheet - Board of Education  
 Financial Statement of the Various Funds for the Fiscal Year Ending June 30, 2019  
 Estimate of Needs for Fiscal Year Ending June 30, 2020  
 Salina Public Schools, School District No. 1-16, Mayes County, Oklahoma

STATEMENT OF FINANCIAL CONDITION AS OF JUNE 30, 2019	GENERAL FUND DETAIL	BUILDING FUND DETAIL	CO-OP FUND DETAIL	NUTRITION FUND DETAIL
<b>ASSETS:</b>				
Cash Balance June 30, 2019	\$ 3,097,320.46	\$ 737,017.57	\$ 10,098.36	\$ 0.00
Investments	\$ 0.00	\$ 0.00	\$ 0.00	\$ 0.00
<b>TOTAL ASSETS</b>	<b>\$ 3,097,320.46</b>	<b>\$ 737,017.57</b>	<b>\$ 10,098.36</b>	<b>\$ 0.00</b>
<b>LIABILITIES AND RESERVES:</b>				
Warrants Outstanding	\$ 388,196.49	\$ 41.34	\$ 10,098.36	\$ 0.00
Reserves From Schedule 7	\$ 205.54	\$ 0.00	\$ 0.00	\$ 0.00
<b>TOTAL LIABILITIES AND RESERVES</b>	<b>\$ 388,402.03</b>	<b>\$ 41.34</b>	<b>\$ 10,098.36</b>	<b>\$ 0.00</b>
<b>CASH FUND BALANCE (Deficit) JUNE 30, 2019</b>	<b>\$ 2,708,918.43</b>	<b>\$ 736,976.23</b>	<b>\$ 0.00</b>	<b>\$ 0.00</b>

ESTIMATED NEEDS FOR FISCAL YEAR ENDING JUNE 30, 2020		SINKING FUND BALANCE SHEET	
GENERAL FUND			
Current Expense	\$ 9,236,829.65	1. Cash Balance on Hand June 30, 2019	\$ 280,453.60
Reserve for Int. on Warrants & Revaluation	\$ 0.00	2. Legal Investments Properly Maturing	\$ 0.00
<b>Total Required</b>	<b>\$ 9,236,829.65</b>	3. Judgments Paid To Recover By Tax Levy	\$ 0.00
<b>FINANCED:</b>		4. Total Liquid Assets	\$ 280,453.60
Cash Fund Balance	\$ 2,708,918.43	Deduct Matured Indebtedness:	
Estimated Miscellaneous Revenue	\$ 5,845,896.74	5. a. Past-Due Coupons	\$ 0.00
<b>Total Deductions</b>	<b>\$ 8,554,815.17</b>	6. b. Interest Accrued Thereon	\$ 0.00
<b>Balance to Raise from Ad Valorem Tax</b>	<b>\$ 682,014.48</b>	7. c. Past-Due Bonds	\$ 0.00
<b>ESTIMATED MISCELLANEOUS REVENUE:</b>		8. d. Interest Thereon after Last Coupon	\$ 0.00
1000 Other District Sources of Revenue	\$ 70,745.54	9. e. Fiscal Agency Commissions on Above	\$ 0.00
2100 County 4 Mill Ad Valorem Tax	\$ 306,251.12	10. f. Judgments and Int. Levied for/Unpaid	\$ 0.00
2200 County Apportionment (Mortgage Tax)	\$ 15,214.18	11. Total Items a. Through f.	\$ 0.00
2300 Resale of Property Fund Distribution	\$ 0.00	12. Balance of Assets Subject to Accrual	\$ 280,453.60
2900 Other Intermediate Sources of Revenue	\$ 0.00	Deduct Accrual Reserve if Assets Sufficient:	
3110 Gross Production Tax	\$ 536.39	13. g. Earned Unmatured Interest	\$ 3,168.75
3120 Motor Vehicle Collections	\$ 280,198.94	14. h. Accrual on Final Coupons	\$ 0.00
3130 Rural Electric Cooperative Tax	\$ 44,958.33	15. i. Accrued on Unmatured Bonds	\$ 253,750.00
3140 State School Land Earnings	\$ 107,748.90	16. Total Items g. Through i.	\$ 256,918.75
3150 Vehicle Tax Stamps	\$ 1,601.52	17. Excess of Assets Over Accrual Reserves ** (Page 2)	\$ 23,534.85
3160 Farm Implement Tax Stamps	\$ 0.00	<b>SINKING FUND REQUIREMENTS FOR 2019-2020</b>	
3170 Trailers and Mobile Homes	\$ 0.00	1. Interest Earnings on Bonds	\$ 22,856.25
3190 Other Dedicated Revenue	\$ 0.00	2. Accrual on Unmatured Bonds	\$ 503,750.00
3200 State Aid - General Operations	\$ 4,047,477.20	3. Annual Accrual on "Prepaid" Judgments	\$ 0.00
3300 State Aid - Competitive Grants	\$ 0.00	4. Annual Accrual on Unpaid Judgments	\$ 0.00
3400 State - Categorical	\$ 37,331.18	5. Interest on Unpaid Judgments	\$ 0.00
3500 Special Programs	\$ 0.00	6. PARTICIPATING CONTRIBUTIONS (Annexations):	\$ 0.00
3600 Other State Sources of Revenue	\$ 0.00	7. For Credit to School Dist. No.	\$ 0.00
3700 Child Nutrition Program	\$ 3,285.19	8. For Credit to School Dist. No.	\$ 0.00
3800 State Vocational Programs	\$ 28,567.00	9. For Credit to School Dist. No.	\$ 0.00
4100 Capital Outlay	\$ 112,475.00	10. For Credit to School Dist. No.	\$ 0.00
4200 Disadvantaged Students	\$ 354,639.96	11. Annual Accrual From Exhibit KK	\$ 0.00
4300 Individuals With Disabilities	\$ 116,828.24	Total Sinking Fund Requirements	\$ 526,606.25
4400 Minority	\$ 31,554.13	Deduct:	
4500 Operations	\$ 0.00	1. Excess of Assets over Liabilities (if not a deficit)	\$ 23,534.85
4600 Other Federal Sources of Revenue	\$ 0.00	2. Contributions From Other Districts	\$ 0.00
4700 Child Nutrition Programs	\$ 286,482.93	<b>Balance To Raise</b>	<b>\$ 503,071.40</b>
4800 Federal Vocational Education	\$ 0.00		
5000 Non-Revenue Receipts	\$ 0.00		
<b>Total Estimated Revenue</b>	<b>\$ 5,845,896.74</b>		

	SINKING FUND	BUILDING FUND	
13d. j. Unmatured Coupons Due Before 4-1-2020	\$ 0.00	Current Expense	\$ 959,433.80
14d. k. Unmatured Bonds So Due	\$ 0.00	Reserve for Int. on Warrants & Revaluation	\$ 0.00
13d. l. Whatever Remains is for Exhibit KK Line E.	\$ 0.00	<b>Total Required</b>	<b>\$ 959,433.80</b>
16d. Deficit as Shown on Sinking Fund Balance Sheet.	\$ 0.00	<b>FINANCED:</b>	
17d. Less Cash Requirements for Current Fiscal Year in Excess of Cash on H	\$ 0.00	Cash Fund Balance	\$ 736,976.23
18d. Remaining Deficit is for Exhibit KK Line F.	\$ 0.00	Estimated Miscellaneous Revenue	\$ 125,000.00
		<b>Total Deductions</b>	<b>\$ 861,976.23</b>
		<b>Balance to Raise from Ad Valorem Tax</b>	<b>\$ 97,457.57</b>

	CO-OP FUND	CHILD NUTRITION PROGRAMS FUND	
Current Expense	\$ 42,189.12	\$ 0.00	\$ 0.00
Reserve for Int. on Warrants & Revaluation	\$ 0.00	\$ 0.00	\$ 0.00
<b>Total Required</b>	<b>\$ 42,189.12</b>	\$ 0.00	\$ 0.00
<b>FINANCED:</b>			
Cash Fund Balance	\$ 0.00	\$ 0.00	\$ 0.00
Estimated Miscellaneous Revenue	\$ 42,189.12	\$ 0.00	\$ 0.00
<b>Total Deductions</b>	<b>\$ 42,189.12</b>	\$ 0.00	\$ 0.00
<b>Balance</b>	<b>\$ 0.00</b>	\$ 0.00	\$ 0.00

STATE OF OKLAHOMA, COUNTY OF MAYES, ss:

We, the undersigned duly elected, qualified and acting officers of the Board of Education of Salina Public Schools, School District No. 1-16, of Said County and State, do hereby certify that at a meeting of the Governing Body of the said District begun at the time provided by law for districts of this class and pursuant to the provisions of 68 O. S. 2001 Section 3003, the foregoing statement was prepared and is a true and correct condition of the Financial Affairs of said District as reflected by the records of the District Clerk and Treasurer. We further certify that the foregoing estimate for current expenses for the fiscal year beginning July 1, 2019 and ending June 30, 2020, as shown are reasonably necessary for the proper conduct of the affairs of the said District, that the Estimated Income to be derived from sources other than ad valorem taxation does not exceed the lawfully authorized ratio of the revenue derived from the same sources during the preceding year.



Subscribed and sworn to before me this 9th day of September, 2019

*Renee Humphrey*  
 Notary Public

*Jane Lassus*  
 President of Board of Education



The Estimate of Needs shall be published in one issue in some legally qualified newspaper published in such political subdivision. If there be no newspaper published in such political subdivision, such statement and estimate shall be so published in some legally qualified newspaper of general circulation therein; and such publication shall be made, in each instance, by the board or authority making the estimate.



Affidavit of Publication

State of Oklahoma, County of Mayes

I, Larry Barry, the undersigned duly qualified and acting Clerk of the Board of Education of Salina Public Schools, School District No. I-16, County and State aforesaid, being first duly sworn according to law, hereby depose and say:

- 1. That I complied with 68 O. S. 2001 Section 3002, (both independent and dependent) by having the within Financial Statement and Estimate of Needs which was prepared at the time and in the manner provided by law, published as required by law, in a legally-qualified newspaper of general circulation in the district, there being no legally-qualified newspaper published in the school district, as evidenced by a copy of such published statement and estimate together with proof of publication thereof attached hereto marked Exhibit No. 1 and made a part hereof (strike inapplicable phrases).
- 2. That I complied with currently effective statutes, by having the Notice of Emergency Levy Election and the call for such Election on the date hereinbefore certified by the Governing Board, the Itemized Statements and the Itemized Estimate of the amount necessary for the ensuing fiscal year requiring such emergency levy for the current expense purposes as prepared by the Board of Education duly published or posted, as the case may be, in full compliance with law for this class of school district, and as provided by law duly made public in the manner and at the time provided by law, for this class of district and in all respects according to law, in relation to said election on such emergency levy as hereinbefore certified by said Governing Board.
- 3. That I complied with the statute by having published or posted (if required for this class of district) the notice of local support levy election, and the call for such election on the date hereinbefore certified by the Board of Education. That the Estimate of Needs as prepared by the Board of Education required such local support levy in addition to other tax levies, to fully meet the current expense purposes of the school district for the ensuing year.
- 4. That in conformity to resolution by said Board of Education, I caused Notice of Building Fund Levy Election under the provisions of Article 10, Section 10, Oklahoma Constitution, and the Call of such Election on the date hereinbefore certified by the Governing Board, together with Itemized Statements and an Estimate of the amount necessary for the ensuing fiscal year requiring such levy for the purpose of erecting, remodeling or repairing school buildings, and for purchasing school furniture, in said District, published or posted to contain such Notice and Call, fixing the number of voting places and particularly describing each and every such place or places, and fixing the day on which such election should be had after the expiration of such notice, duly published or posted as is required by law for this class of district.

[Signature]  
Clerk, Board of Education



Subscribed and sworn to before me this 9 day of September, 2019.

Michelle Condit  
Notary Public

07/22/2020  
My Commission Expires



Brittany Sue Howard  
Secretary and Clerk of Excise Board  
Mayes County, Oklahoma



# KERRY JOHN PATTEN, C.P.A.

2101 N. Willow Ave.  
Broken Arrow, OK 74012  
Phone Number (918) 250-8838  
FAX Number (918) 250-9853



## Independent Accountant's Compilation Report

The Honorable Board of Education  
Salina School District No. I-16  
Mayes County, Oklahoma

Management is responsible for the accompanying financial statements of Salina School District No. I-16, Mayes County, Oklahoma, as of and for the fiscal year ended June 30, 2019 and the Estimate of Needs for the fiscal year ended June 30, 2020, included in the accompanying for (SA&I Form 2661R06) and the Publication Sheet (SA&I Form 2662R06) prescribed by the Oklahoma State Auditor and Inspector per 68 OS § 3003.B as defined by rules promulgated by the Oklahoma State Department of Education per 70 OS § 5-134.1.D. We have performed a compilation engagement in accordance with Statements of Standards for Accounting and Review Services promulgated by the Accounting and Review Services Committee of the American Institute of Certified Public Accountants. We did not audit or review the financial statements included in the accompanying prescribed form nor were we required to perform any procedures to verify the accuracy or completeness of the information provided by management. Accordingly, we do not express an opinion, a conclusion, nor provide any form of assurance on these financial statements.

### Other Matters

The financial statements, estimate of needs and publication sheet included in the accompanying prescribed forms are presented in accordance with the requirements prescribed by the Office of the Oklahoma State Auditor and Inspector per 68 OS § 3003.B as defined by rules promulgated by the Oklahoma State Department of Education per OS § 5-134.1.D, and are not intended to be a presentation in accordance with accounting principles generally accepted in the United States of America.

This report is intended solely for the information and use of the Oklahoma State Department of Education, the School District, Mayes County Excise Board, and for filing with the State Auditor and Inspector and is not intended to be and should not be used by anyone other than these specified parties.

Kerry John Patten, CPA  
Broken Arrow, Oklahoma



**Index Page**

General.....1  
Co-op.....7  
Building.....13  
Sinking Fund Bonds.....19  
Sinking Fund.....23  
Capital Project Total.....29  
Capital Project Individual.....31  
Exhibit Y.....35  
Exhibit Z.....39  
Publication.....41

GENERAL FUND ACCOUNTS COVERING THE PERIOD JULY 1, 2018 TO JUNE 30, 2019  
ESTIMATE OF NEEDS FOR 2019-2020

EXHIBIT 'A'

Schedule 1: Current Balance Sheet for June 30, 2019	
	Amount
<b>ASSETS:</b>	
Cash Balances	\$3,097,320.46
Investments	\$0.00
<b>TOTAL ASSETS</b>	<b>\$3,097,320.46</b>
<b>LIABILITIES AND RESERVES:</b>	
Warrants Outstanding	\$388,196.49
Reserve for Interest on Warrants	\$0.00
Reserves From Schedule 8	\$205.54
<b>TOTAL LIABILITIES AND RESERVES</b>	<b>\$388,402.03</b>
<b>CASH FUND BALANCE JUNE 30, 2019</b>	<b>\$2,708,918.43</b>
<b>TOTAL LIABILITIES, RESERVES AND CASH FUND BALANCE</b>	<b>\$3,097,320.46</b>

Schedule 2: Revenue and Requirements, 2018-2019		
REVENUE:	Estimated Budget	Actual Revenue & Expenditures
Revenues, Non-Revenue Receipts & Cash Balances (Schedule 6)	\$9,137,902.81	\$9,686,122.21
<b>LESS: REQUIREMENTS:</b>		
Expenditures (Schedule 8)	\$9,137,902.81	\$6,977,203.78
<b>CASH FUND BALANCE JUNE 30, 2019</b>	<b>\$0.00</b>	<b>\$2,708,918.43</b>

Schedule 3: General Fund Cash Accounts of Current and all Prior Years				
CURRENT AND ALL PRIOR YEARS	2018-19	2017-18	PRE-2017	Total
Cash Balance Reported to Excise Board 6-30-18	\$0.00	\$2,852,830.65	\$300.79	\$2,853,131.44
<b>REVENUES, NON-REVENUE RECEIPTS &amp; CASH BALANCE</b>				
Revenues/Non-Rev (Sch 6 Source Codes 1000 to 5999)	\$7,199,097.81	\$0.00	\$0.00	\$7,199,097.81
Cash Balances Transferred (Sch 6 Source Code 6110)	\$2,485,473.43	-\$2,485,473.43	\$0.00	\$0.00
Prior Year Lapsed Approp (Sch 6 Source Code 6130)	\$0.00	\$0.00	\$0.00	\$0.00
Estopped Warrants (Sch 6 Source Code 6140)	\$1,550.97	-\$1,435.28	-\$115.69	\$0.00
Interfund Transfers (Sch 6 Source Code 6200)	\$0.00	\$0.00	\$0.00	\$0.00
<b>TOTAL REVENUES, NON-REVENUE RECEIPTS &amp; CASH BALAN</b>	<b>\$9,686,122.21</b>	<b>-\$2,486,908.71</b>	<b>-\$115.69</b>	<b>\$7,199,097.81</b>
Warrants Paid of Year in Caption	\$6,588,801.75	\$365,921.94	\$185.10	\$6,954,908.79
<b>TOTAL DISBURSEMENTS</b>	<b>\$6,588,801.75</b>	<b>\$365,921.94</b>	<b>\$185.10</b>	<b>\$6,954,908.79</b>
<b>CASH &amp; INVESTMENTS BALANCE JUNE 30, 2019</b>	<b>\$3,097,320.46</b>	<b>\$0.00</b>	<b>\$0.00</b>	<b>\$3,097,320.46</b>
Reserve for Warrants Outstanding (Schedule 4)	\$388,196.49	\$0.00	\$0.00	\$388,196.49
Reserve for Encumbrances (Schedule 8)	\$205.54	\$0.00	\$0.00	\$205.54
<b>TOTAL LIABILITIES AND RESERVE</b>	<b>\$388,402.03</b>	<b>\$0.00</b>	<b>\$0.00</b>	<b>\$388,402.03</b>
<b>DEFICIT:</b>	<b>\$0.00</b>	<b>\$0.00</b>	<b>\$0.00</b>	<b>\$0.00</b>
<b>CASH FUND BAL FORWARD TO SUCCEEDING YEAR</b>	<b>\$2,708,918.43</b>	<b>\$0.00</b>	<b>\$0.00</b>	<b>\$2,708,918.43</b>

Schedule 4: General Fund Warrant Accounts of Current and all Prior Years				
CURRENT AND ALL PRIOR YEARS	2018-19	2017-18	PRE-2017	Total
Warrants Outstanding 6-30 of Year in Caption	\$0.00	\$367,357.22	\$300.79	\$367,658.01
Warrants Registered During Year	\$6,976,998.24	\$0.00	\$0.00	\$6,976,998.24
<b>TOTAL</b>	<b>\$6,976,998.24</b>	<b>\$367,357.22</b>	<b>\$300.79</b>	<b>\$7,344,656.25</b>
Warrants Paid During Year	\$6,588,801.75	\$365,921.94	\$185.10	\$6,954,908.79
Warrants Covered to Bonds or Judgments	\$0.00	\$0.00	\$0.00	\$0.00
Warrants Estopped by Statute/Canceled	\$0.00	\$1,435.28	\$115.69	\$1,550.97
<b>TOTAL WARRANTS RETIRED</b>	<b>\$6,588,801.75</b>	<b>\$367,357.22</b>	<b>\$300.79</b>	<b>\$6,956,459.76</b>
<b>BALANCE WARRANTS OUTSTANDING JUNE 30, 2019</b>	<b>\$388,196.49</b>	<b>\$0.00</b>	<b>\$0.00</b>	<b>\$388,196.49</b>

Schedule 5: 2018 Ad Valorem Tax Account			Amount
ACCOUNTS COVERING THE PERIOD JULY 1, 2018 TO JUNE 30, 2019		36.180 Mills	
2018 Net Valuation Certified to County Excise Board			\$20,018,230.00
Total Proceeds of Levy as Certified			\$724,259.56
Additions:			\$0.00
Deductions:			\$0.00
Gross Balance Tax			\$724,259.56
Less Reserve for Delinquent Tax			\$65,841.78
Reserve for Protests Pending			\$0.00
Balance Available Tax			\$658,417.78
Deduct 2018 Tax Apportioned			\$677,751.69
Net Balance 2018 Tax in Process of Collection			\$0.00
Excess Collections			\$19,333.91



See Accountant's Compilation Report  
GENERAL FUND ACCOUNTS COVERING THE PERIOD JULY 1, 2018 TO JUNE 30, 2019  
ESTIMATE OF NEEDS FOR 2019-2020

EXHIBIT 'A'

Schedule 6: Revenue, Non-Revenue Receipts & Cash Balances		
SOURCE	2018-19 Account	
	AMOUNT ESTIMATED	ACTUALLY COLLECTED
<b>1000 DISTRICT SOURCES OF REVENUE:</b>		
<b>1100 TAXES LEVIED/ASSESSED</b>		
1110 Ad Valorem Tax Levy (Current Year)	\$658,417.78	\$677,751.69
1120 Ad Valorem Tax Levy (Prior Years)	\$0.00	\$46,307.38
1130 Revenue In Lieu Of Taxes	\$0.00	\$344.25
1140 Revenue From Local Governmental Units Other Than Leas	\$0.00	\$0.00
1190 Other Taxes	\$0.00	\$0.00
<b>TOTAL TAXES LEVIED/ASSESSED</b>	<b>\$658,417.78</b>	<b>\$724,403.32</b>
1200 Tuition & Fees	\$0.00	\$0.00
1300 Earnings on Investments and Bond Sales	\$0.00	\$551.21
1400 Rental, Disposals and Commissions	\$0.00	\$10,035.50
1500 Reimbursements	\$0.00	\$0.00
1600 Other Local Sources of Revenue	\$0.00	\$114,717.28
1700 Child Nutrition Programs	\$7,656.53	\$6,912.43
1800 Athletics	\$0.00	\$0.00
<b>TOTAL DISTRICT SOURCES OF REVENUE</b>	<b>\$666,074.31</b>	<b>\$856,619.74</b>
<b>2000 INTERMEDIATE SOURCES OF REVENUE:</b>		
2100 County 4 Mill Ad Valorem Tax	\$305,255.36	\$340,279.02
2200 County Apportionment (Mortgage Tax)	\$16,728.38	\$16,904.64
2300 Resale of Property Fund Distribution	\$0.00	\$0.00
2900 Other Intermediate Sources of Revenue	\$0.00	\$0.00
<b>TOTAL INTERMEDIATE SOURCES OF REVENUE</b>	<b>\$321,983.74</b>	<b>\$357,183.66</b>
<b>3000 STATE SOURCES OF REVENUE:</b>		
<b>3100 STATE DEDICATED SOURCES OF REVENUE</b>		
3110 Gross Production Tax	\$560.71	\$595.99
3120 Motor Vehicle Collections	\$291,844.96	\$311,332.15
3130 Rural Electric Cooperative Tax	\$41,513.50	\$49,953.70
3140 State School Land Earnings	\$119,719.01	\$119,721.00
3150 Vehicle Tax Stamps	\$1,416.92	\$1,779.47
3160 Farm Implement Tax Stamps	\$0.00	\$0.00
3170 Trailers and Mobile Homes	\$0.00	\$0.00
3190 Other Dedicated Revenue	\$0.00	\$0.00
<b>TOTAL STATE DEDICATED SOURCES OF REVENUE</b>	<b>\$455,055.10</b>	<b>\$483,382.31</b>
<b>3200 STATE AID - NONCATEGORICAL</b>		
3210 Foundation and Salary Incentive Aid	\$3,660,720.00	\$3,623,608.00
3220 Mid-Term Adjustment For Attendance	\$0.00	\$0.00
3230 Teacher Consultant Stipend	\$0.00	\$0.00
3240 Disaster Assistance	\$0.00	\$0.00
3250 Flexible Benefit Allowance	\$529,012.51	\$557,358.36
<b>TOTAL STATE AID - NONCATEGORICAL</b>	<b>\$4,189,732.51</b>	<b>\$4,180,966.36</b>
3300 State Aid - Competitive Grants - Categorical	\$0.00	\$0.00
3400 State - Categorical	\$38,386.35	\$50,754.73
3500 Special Programs	\$0.00	\$0.00
3600 Other State Sources of Revenue	\$0.00	\$4,601.73
3700 Child Nutrition Program	\$4,127.00	\$3,650.21
3800 State Vocational Programs - Multi-Source	\$28,567.00	\$29,067.00
<b>TOTAL STATE SOURCES OF REVENUE</b>	<b>\$4,715,867.96</b>	<b>\$4,752,422.34</b>
<b>4000 FEDERAL SOURCES OF REVENUE:</b>		
4100 Grants-In-Aid Direct From The Federal Government	\$116,645.00	\$132,612.32
4200 Disadvantaged Students	\$332,942.94	\$334,048.47
4300 Individuals With Disabilities	\$172,317.42	\$191,845.44
4400 No Child Left Behind	\$15,000.00	\$30,265.01
4500 Grants-In-Aid Passed Through Other State/Intermediate Sources	\$0.00	\$0.00
4600 Other Federal Sources Passed Through State Dept Of Education	\$0.00	\$9,986.88
4700 Child Nutrition Programs	\$311,598.02	\$318,314.37
4800 Federal Vocational Education	\$0.00	\$0.00
<b>TOTAL FEDERAL SOURCES OF REVENUE</b>	<b>\$948,503.38</b>	<b>\$1,017,072.49</b>
<b>5000 NON-REVENUE RECEIPTS:</b>		
<b>TOTAL NON-REVENUE RECEIPTS</b>	<b>\$0.00</b>	<b>\$215,799.58</b>
<b>6000 BALANCE SHEET ACCOUNTS:</b>		
<b>6100 CASH ACCOUNTS</b>		
6110 Cash Forward	\$2,485,473.43	\$2,485,473.43
6130 Prior-Year Lapsed Appropriations (Schedule 6)	\$0.00	\$0.00
6140 Estopped Warrants by Statute	\$0.00	\$1,550.97
<b>TOTAL CASH ACCOUNTS</b>	<b>\$2,485,473.43</b>	<b>\$2,487,024.40</b>
6200 Interfund Transfers	\$0.00	\$0.00
<b>TOTAL BALANCE SHEET ACCOUNTS</b>	<b>\$2,485,473.43</b>	<b>\$2,487,024.40</b>
<b>GRAND TOTAL</b>	<b>\$9,137,902.81</b>	<b>\$9,686,122.21</b>

GENERAL FUND ACCOUNTS COVERING THE PERIOD JULY 1, 2018 TO JUNE 30, 2019  
ESTIMATE OF NEEDS FOR 2019-2020

EXHIBIT 'A'

Schedule 6: Revenue, Non-Revenue Receipts & Cash Balances (Continued)				
SOURCE	2018-19 Account	BASIS AND LIMIT OF ENSUING ESTIMATE	ESTIMATED BY GOVERNING BOARD	APPROVED BY EXCISE BOARD
	OVER/UNDER			
<b>1000 DISTRICT SOURCES OF REVENUE:</b>				
<b>1100 TAXES LEVIED/ASSESSED</b>				
1110 Ad Valorem Tax Levy (Current Year)	\$19,333.91	100.63%	\$682,014.48	\$682,014.48
1120 Ad Valorem Tax Levy (Prior Years)	\$46,307.38	0.00%	\$0.00	\$0.00
1130 Revenue In Lieu Of Taxes	\$344.25	0.00%	\$0.00	\$0.00
1140 Revenue From Local Governmental Units Other Than Leas	\$0.00	0.00%	\$0.00	\$0.00
1190 Other Taxes	\$0.00	0.00%	\$0.00	\$0.00
<b>TOTAL TAXES LEVIED/ASSESSED</b>	<b>\$65,985.54</b>		<b>\$682,014.48</b>	<b>\$682,014.48</b>
1200 Tuition & Fees	\$0.00	0.00%	\$0.00	\$0.00
1300 Earnings on Investments and Bond Sales	\$551.21	0.00%	\$0.00	\$0.00
1400 Rental, Disposals and Commissions	\$10,035.50	0.00%	\$0.00	\$0.00
1500 Reimbursements	\$0.00	0.00%	\$0.00	\$0.00
1600 Other Local Sources of Revenue	\$114,717.28	56.25%	\$64,525.35	\$64,525.35
1700 Child Nutrition Programs	-\$744.10	90.00%	\$6,221.19	\$6,221.19
1800 Athletics	\$0.00	0.00%	\$0.00	\$0.00
<b>TOTAL DISTRICT SOURCES OF REVENUE</b>	<b>\$190,545.44</b>		<b>\$752,761.02</b>	<b>\$752,761.02</b>
<b>2000 INTERMEDIATE SOURCES OF REVENUE:</b>				
2100 County 4 Mill Ad Valorem Tax	\$35,023.66	90.00%	\$306,251.12	\$306,251.12
2200 County Apportionment (Mortgage Tax)	\$176.26	90.00%	\$15,214.18	\$15,214.18
2300 Resale of Property Fund Distribution	\$0.00	0.00%	\$0.00	\$0.00
2900 Other Intermediate Sources of Revenue	\$0.00	0.00%	\$0.00	\$0.00
<b>TOTAL INTERMEDIATE SOURCES OF REVENUE</b>	<b>\$35,199.92</b>		<b>\$321,465.29</b>	<b>\$321,465.29</b>
<b>3000 STATE SOURCES OF REVENUE:</b>				
<b>3100 STATE DEDICATED SOURCES OF REVENUE:</b>				
3110 Gross Production Tax	\$35.28	90.00%	\$536.39	\$536.39
3120 Motor Vehicle Collections	\$19,487.19	90.00%	\$280,198.94	\$280,198.94
3130 Rural Electric Cooperative Tax	\$8,440.20	90.00%	\$44,958.33	\$44,958.33
3140 State School Land Earnings	\$1.99	90.00%	\$107,748.90	\$107,748.90
3150 Vehicle Tax Stamps	\$362.55	90.00%	\$1,601.52	\$1,601.52
3160 Farm Implement Tax Stamps	\$0.00	0.00%	\$0.00	\$0.00
3170 Trailers and Mobile Homes	\$0.00	0.00%	\$0.00	\$0.00
3190 Other Dedicated Revenue	\$0.00	0.00%	\$0.00	\$0.00
<b>TOTAL STATE DEDICATED SOURCES OF REVENUE</b>	<b>\$28,327.21</b>		<b>\$435,044.08</b>	<b>\$435,044.08</b>
<b>3200 STATE AID - NONCATEGORICAL</b>				
3210 Foundation and Salary Incentive Aid	-\$37,112.00	96.00%	\$3,478,565.00	\$3,478,565.00
3220 Mid-Term Adjustment For Attendance	\$0.00	0.00%	\$0.00	\$0.00
3230 Teacher Consultant Stipend	\$0.00	0.00%	\$0.00	\$0.00
3240 Disaster Assistance	\$0.00	0.00%	\$0.00	\$0.00
3250 Flexible Benefit Allowance	\$28,345.85	102.07%	\$568,912.20	\$568,912.20
<b>TOTAL STATE AID - NONCATEGORICAL</b>	<b>-\$8,766.15</b>		<b>\$4,047,477.20</b>	<b>\$4,047,477.20</b>
3300 State Aid - Competitive Grants - Categorical	\$0.00	0.00%	\$0.00	\$0.00
3400 State - Categorical	\$12,368.38	73.55%	\$37,331.18	\$37,331.18
3500 Special Programs	\$0.00	0.00%	\$0.00	\$0.00
3600 Other State Sources of Revenue	\$4,601.73	0.00%	\$0.00	\$0.00
3700 Child Nutrition Program	-\$476.79	90.00%	\$3,285.19	\$3,285.19
3800 State Vocational Programs - Multi-Source	\$500.00	98.28%	\$28,567.00	\$28,567.00
<b>TOTAL STATE SOURCES OF REVENUE</b>	<b>\$36,554.38</b>		<b>\$4,551,704.65</b>	<b>\$4,551,704.65</b>
<b>4000 FEDERAL SOURCES OF REVENUE:</b>				
4100 Grants-In-Aid Direct From The Federal Government	\$15,967.32	84.81%	\$112,475.00	\$112,475.00
4200 Disadvantaged Students	\$1,105.53	106.16%	\$354,639.96	\$354,639.96
4300 Individuals With Disabilities	\$19,528.02	60.90%	\$116,828.24	\$116,828.24
4400 No Child Left Behind	\$15,265.01	104.26%	\$31,554.13	\$31,554.13
4500 Grants-In-Aid Passed Through Other State/Intermediate Sources	\$0.00	0.00%	\$0.00	\$0.00
4600 Other Federal Sources Passed Through State Dept Of Education	\$9,986.88	0.00%	\$0.00	\$0.00
4700 Child Nutrition Programs	\$6,716.35	90.00%	\$286,482.93	\$286,482.93
4800 Federal Vocational Education	\$0.00	0.00%	\$0.00	\$0.00
<b>TOTAL FEDERAL SOURCES OF REVENUE</b>	<b>\$68,569.11</b>		<b>\$901,980.26</b>	<b>\$901,980.26</b>
<b>5000 NON-REVENUE RECEIPTS:</b>				
<b>TOTAL NON-REVENUE RECEIPTS</b>	<b>\$215,799.58</b>		<b>\$0.00</b>	<b>\$0.00</b>
<b>6000 BALANCE SHEET ACCOUNTS:</b>				
<b>6100 CASH ACCOUNTS</b>				
6110 Cash Forward	\$0.00	108.99%	\$2,708,918.43	\$2,708,918.43
6130 Prior-Year Lapsed Appropriations (Schedule 6)	\$0.00	0.00%	\$0.00	\$0.00
6140 Estopped Warrants by Statute	\$1,550.97	0.00%	\$0.00	\$0.00
<b>TOTAL CASH ACCOUNTS</b>	<b>\$1,550.97</b>		<b>\$2,708,918.43</b>	<b>\$2,708,918.43</b>
6200 Interfund Transfers	\$0.00	0.00%	\$0.00	\$0.00
<b>TOTAL BALANCE SHEET ACCOUNTS</b>	<b>\$1,550.97</b>		<b>\$2,708,918.43</b>	<b>\$2,708,918.43</b>
<b>GRAND TOTAL</b>	<b>\$548,219.40</b>		<b>\$9,236,829.65</b>	<b>\$9,236,829.65</b>

GENERAL FUND ACCOUNTS COVERING THE PERIOD JULY 1, 2018 TO JUNE 30, 2019  
ESTIMATE OF NEEDS FOR 2019-2020

EXHIBIT 'A'

Schedule 7: Report of Prior Year Warrants Issued From Reserves			
FISCAL YEAR ENDING JUNE 30, 2018			
	RESERVES 06-30-2018	WARRANTS ISSUED SINCE	BALANCE LAPSED
<b>TOTAL PRIOR YEAR RESERVES</b>	<b>\$0.00</b>	<b>\$0.00</b>	<b>\$0.00</b>

Schedule 8: Report of Current Year Expenditures			
FISCAL YEAR ENDING JUNE 30, 2019			
APPROPRIATED ACCOUNTS	APPROPRIATIONS		
	ORIGINAL	SUPPLEMENTAL ADJUSTMENTS	FINAL APPROPRIATIONS
<b>1000 INSTRUCTION</b>	\$6,408,647.86	\$0.00	\$6,408,647.86
<b>2000 SUPPORT SERVICES:</b>			
2100 Support Services - Students	\$224,004.78	\$0.00	\$224,004.78
2200 Support Services - Instructional Staff	\$211,724.00	\$0.00	\$211,724.00
2300 Support Services - General Administration	\$286,484.38	\$0.00	\$286,484.38
2400 Support Services - School Administration	\$386,968.75	\$0.00	\$386,968.75
2500 Support Services - Business	\$116,796.12	\$0.00	\$116,796.12
2600 Operations And Maintenance of Plant Services	\$617,312.77	\$0.00	\$617,312.77
2700 Student Transportation Services	\$224,513.42	\$0.00	\$224,513.42
<b>TOTAL SUPPORT SERVICES</b>	<b>\$2,067,804.22</b>	<b>\$0.00</b>	<b>\$2,067,804.22</b>
<b>3000 OPERATION OF NON-INSTRUCTION SERVICES:</b>			
3100 Child Nutrition Programs Operations	\$405,130.90	\$0.00	\$405,130.90
3200 Other Enterprise Service Operations	\$0.00	\$0.00	\$0.00
3300 Community Services Operations	\$0.00	\$0.00	\$0.00
<b>TOTAL OPERATION OF NON-INSTRUCTIONAL SERVICES</b>	<b>\$405,130.90</b>	<b>\$0.00</b>	<b>\$405,130.90</b>
<b>4000 FACILITIES ACQUISITION &amp; CONSTRUCTION SERVICES:</b>			
4200 Land Acquisition Services	\$0.00	\$0.00	\$0.00
4300 Land Improvement Services	\$0.00	\$0.00	\$0.00
4400 Architecture and Engineering Services	\$0.00	\$0.00	\$0.00
4500 Educational Specifications Development Services	\$0.00	\$0.00	\$0.00
4600 Building Acquisition and Construction Services	\$0.00	\$0.00	\$0.00
4700 Building Improvement Services	\$40,520.25	\$0.00	\$40,520.25
<b>TOTAL FACILITIES ACQUISITION &amp; CONST. SERVICES</b>	<b>\$40,520.25</b>	<b>\$0.00</b>	<b>\$40,520.25</b>
<b>5000 OTHER OUTLAYS:</b>			
5100 Debt Service	\$0.00	\$0.00	\$0.00
5200 Fund Transfer/Reimbursement (Child Nutrition Fund)	\$0.00	\$0.00	\$0.00
5300 Clearing Account	\$0.00	\$0.00	\$0.00
5400 Indirect Cost Entitlement	\$0.00	\$0.00	\$0.00
5500 Private Nonprofit Schools	\$0.00	\$0.00	\$0.00
5600 Correcting Entry	\$215,799.58	\$0.00	\$215,799.58
5800 Charter School Reimbursement	\$0.00	\$0.00	\$0.00
5900 Arbitrage	\$0.00	\$0.00	\$0.00
<b>TOTAL OTHER OUTLAYS</b>	<b>\$215,799.58</b>	<b>\$0.00</b>	<b>\$215,799.58</b>
<b>7000 OTHER USES / UNBUDGETED ITEMS:</b>	<b>\$0.00</b>	<b>\$0.00</b>	<b>\$0.00</b>
<b>8000 REPAYMENTS:</b>	<b>\$0.00</b>	<b>\$0.00</b>	<b>\$0.00</b>
<b>TOTAL GENERAL FUND 2018-19 FISCAL YEAR</b>	<b>\$9,137,902.81</b>	<b>\$0.00</b>	<b>\$9,137,902.81</b>

GENERAL FUND ACCOUNTS COVERING THE PERIOD JULY 1, 2018 TO JUNE 30, 2019  
ESTIMATE OF NEEDS FOR 2019-2020

EXHIBIT 'A'

Schedule 8: Report of Current Year Expenditures (Continued)				
FISCAL YEAR ENDING JUNE 30, 2019				
APPROPRIATED ACCOUNTS	WARRANTS ISSUED	RESERVES	LAPSED BALANCE KNOWN TO BE UNENCUMBERED	2018-2019 EXPENDITURES FOR CURRENT EXPENSE PURPOSES
<b>1000 INSTRUCTION:</b>	\$4,247,948.83	\$0.00	\$2,160,699.03	\$4,247,948.83
<b>2000 SUPPORT SERVICES:</b>				
2100 Support Services - Students	\$224,004.78	\$0.00	\$0.00	\$224,004.78
2200 Support Services - Instructional Staff	\$211,518.46	\$205.54	\$0.00	\$211,724.00
2300 Support Services - General Administration	\$286,484.38	\$0.00	\$0.00	\$286,484.38
2400 Support Services - School Administration	\$386,968.75	\$0.00	\$0.00	\$386,968.75
2500 Support Services - Business	\$116,796.12	\$0.00	\$0.00	\$116,796.12
2600 Operations And Maintenance of Plant Services	\$617,312.77	\$0.00	\$0.00	\$617,312.77
2700 Student Transportation Services	\$224,513.42	\$0.00	\$0.00	\$224,513.42
<b>TOTAL SUPPORT SERVICES</b>	<b>\$2,067,598.68</b>	<b>\$205.54</b>	<b>\$0.00</b>	<b>\$2,067,804.22</b>
<b>3000 OPERATION OF NON-INSTRUCTION SERVICES:</b>				
3100 Child Nutrition Programs Operations	\$405,130.90	\$0.00	\$0.00	\$405,130.90
3200 Other Enterprise Service Operations	\$0.00	\$0.00	\$0.00	\$0.00
3300 Community Services Operations	\$0.00	\$0.00	\$0.00	\$0.00
<b>TOTAL OPERATION OF NON-INSTRUCTIONAL SERVICES</b>	<b>\$405,130.90</b>	<b>\$0.00</b>	<b>\$0.00</b>	<b>\$405,130.90</b>
<b>4000 FACILITIES ACQUISITION &amp; CONSTRUCTION SERVICES:</b>				
4200 Land Acquisition Services	\$0.00	\$0.00	\$0.00	\$0.00
4300 Land Improvement Services	\$0.00	\$0.00	\$0.00	\$0.00
4400 Architecture and Engineering Services	\$0.00	\$0.00	\$0.00	\$0.00
4500 Educational Specifications Development Services	\$0.00	\$0.00	\$0.00	\$0.00
4600 Building Acquisition and Construction Services	\$0.00	\$0.00	\$0.00	\$0.00
4700 Building Improvement Services	\$40,520.25	\$0.00	\$0.00	\$40,520.25
<b>TOTAL FACILITIES ACQUISITION &amp; CONST. SERVICES</b>	<b>\$40,520.25</b>	<b>\$0.00</b>	<b>\$0.00</b>	<b>\$40,520.25</b>
<b>5000 OTHER OUTLAYS:</b>				
5100 Debt Service	\$0.00	\$0.00	\$0.00	\$0.00
5200 Fund Transfer/Reimbursement (Child Nutrition Fund)	\$0.00	\$0.00	\$0.00	\$0.00
5300 Clearing Account	\$0.00	\$0.00	\$0.00	\$0.00
5400 Indirect Cost Entitlement	\$0.00	\$0.00	\$0.00	\$0.00
5500 Private Nonprofit Schools	\$0.00	\$0.00	\$0.00	\$0.00
5600 Correcting Entry	\$215,799.58	\$0.00	\$0.00	\$215,799.58
5800 Charter School Reimbursement	\$0.00	\$0.00	\$0.00	\$0.00
5900 Arbitrage	\$0.00	\$0.00	\$0.00	\$0.00
<b>TOTAL OTHER OUTLAYS</b>	<b>\$215,799.58</b>	<b>\$0.00</b>	<b>\$0.00</b>	<b>\$215,799.58</b>
<b>7000 OTHER USES / UNBUDGETED ITEMS:</b>	<b>\$0.00</b>	<b>\$0.00</b>	<b>\$0.00</b>	<b>\$0.00</b>
<b>8000 REPAYMENTS:</b>	<b>\$0.00</b>	<b>\$0.00</b>	<b>\$0.00</b>	<b>\$0.00</b>
<b>TOTAL GENERAL FUND 2018-19 FISCAL YEAR</b>	<b>\$6,976,998.24</b>	<b>\$205.54</b>	<b>\$2,160,699.03</b>	<b>\$6,977,203.78</b>

ESTIMATE OF NEEDS FOR THE FISCAL YEAR 2019-20		Estimate of Needs by	Approved by
PURPOSE:		Governing Board	County Excise Board
Current Expense		\$9,236,829.65	\$9,236,829.65
Pro rata share of County Assessor's Budget as determined by County Excise Board		\$0.00	\$0.00
<b>GRAND TOTAL - Home School</b>		<b>\$9,236,829.65</b>	<b>\$9,236,829.65</b>



CO-OP FUND ACCOUNTS COVERING THE PERIOD JULY 1, 2018 TO JUNE 30, 2019  
ESTIMATE OF NEEDS FOR 2019-2020

EXHIBIT 'B'

Schedule 1: Current Balance Sheet for June 30, 2019	
	Amount
<b>ASSETS:</b>	
Cash Balances	\$10,098.36
Investments	\$0.00
<b>TOTAL ASSETS</b>	<b>\$10,098.36</b>
<b>LIABILITIES AND RESERVES:</b>	
Warrants Outstanding	\$10,098.36
Reserve for Interest on Warrants	\$0.00
Reserves From Schedule 8	\$0.00
<b>TOTAL LIABILITIES AND RESERVES</b>	<b>\$10,098.36</b>
<b>CASH FUND BALANCE JUNE 30, 2019</b>	<b>\$0.00</b>
<b>TOTAL LIABILITIES, RESERVES AND CASH FUND BALANCE</b>	<b>\$10,098.36</b>

Schedule 2: Revenue and Requirements, 2018-2019		
REVENUE:	Estimated Budget	Actual Revenue & Expenditures
Revenues, Non-Revenue Receipts & Cash Balances (Schedule 6)	\$51,434.13	\$49,720.75
<b>LESS: REQUIREMENTS:</b>		
Expenditures (Schedule 8)	\$51,434.13	\$49,720.75
<b>CASH FUND BALANCE JUNE 30, 2019</b>	<b>\$0.00</b>	<b>\$0.00</b>

Schedule 3: Co-op Fund Cash Accounts of Current and all Prior Years				
CURRENT AND ALL PRIOR YEARS	2018-19	2017-18	PRE-2017	Total
Cash Balance Reported to Excise Board 6-30--2	\$0.00	\$0.00	\$0.00	\$0.00
<b>REVENUES, NON-REVENUE RECEIPTS &amp; CASH BALANCE</b>				
Revenues/Non-Rev (Sch 6 Source Codes 1000 to 5999)	\$49,720.75	\$0.00	\$0.00	\$49,720.75
Cash Balances Transferred (Sch 6 Source Code 6110)	\$0.00	\$0.00	\$0.00	\$0.00
Prior Year Lapsed Appopr (Sch 6 Source Code 6130)	\$0.00	\$0.00	\$0.00	\$0.00
Estopped Warrants (Sch 6 Source Code 6140)	\$0.00	\$0.00	\$0.00	\$0.00
Interfund Transfers (Sch 6 Source Code 6200)	\$0.00	\$0.00	\$0.00	\$0.00
<b>TOTAL REVENUES, NON-REVENUE RECEIPTS &amp; CASH BALAN</b>	<b>\$49,720.75</b>	<b>\$0.00</b>	<b>\$0.00</b>	<b>\$49,720.75</b>
Warrants Paid of Year in Caption	\$39,622.39	\$0.00	\$0.00	\$39,622.39
<b>TOTAL DISBURSEMENTS</b>	<b>\$39,622.39</b>	<b>\$0.00</b>	<b>\$0.00</b>	<b>\$39,622.39</b>
<b>CASH &amp; INVESTMENTS BALANCE JUNE 30, -1</b>	<b>\$10,098.36</b>	<b>\$0.00</b>	<b>\$0.00</b>	<b>\$10,098.36</b>
Reserve for Warrants Outstanding (Schedule 4)	\$10,098.36	\$0.00	\$0.00	\$10,098.36
Reserve for Encumbrances (Schedule 8)	\$0.00	\$0.00	\$0.00	\$0.00
<b>TOTAL LIABILITIES AND RESERVE</b>	<b>\$10,098.36</b>	<b>\$0.00</b>	<b>\$0.00</b>	<b>\$10,098.36</b>
<b>DEFICIT:</b>	<b>\$0.00</b>	<b>\$0.00</b>	<b>\$0.00</b>	<b>\$0.00</b>
<b>CASH FUND BAL FORWARD TO SUCCEEDING YEAR</b>	<b>\$0.00</b>	<b>\$0.00</b>	<b>\$0.00</b>	<b>\$0.00</b>

Schedule 4: Co-op Fund Warrant Accounts of Current and all Prior Years				
CURRENT AND ALL PRIOR YEARS	2018-19	2017-18	PRE-2017	Total
Warrants Outstanding 6-30 of Year in Caption	\$0.00	\$0.00	\$0.00	\$0.00
Warrants Registered During Year	\$49,720.75	\$0.00	\$0.00	\$49,720.75
<b>TOTAL</b>	<b>\$49,720.75</b>	<b>\$0.00</b>	<b>\$0.00</b>	<b>\$49,720.75</b>
Warrants Paid During Year	\$39,622.39	\$0.00	\$0.00	\$39,622.39
Warrants Coverted to Bonds or Judgments	\$0.00	\$0.00	\$0.00	\$0.00
Warrants Estopped by Statute/Canceled	\$0.00	\$0.00	\$0.00	\$0.00
<b>TOTAL WARRANTS RETIRED</b>	<b>\$39,622.39</b>	<b>\$0.00</b>	<b>\$0.00</b>	<b>\$39,622.39</b>
<b>BALANCE WARRANTS OUTSTANDING JUNE 30, 2019</b>	<b>\$10,098.36</b>	<b>\$0.00</b>	<b>\$0.00</b>	<b>\$10,098.36</b>

CO-OP FUND ACCOUNTS COVERING THE PERIOD JULY 1, 2018 TO JUNE 30, 2019  
ESTIMATE OF NEEDS FOR 2019-2020

EXHIBIT 'B'

Schedule 6: Revenue, Non-Revenue Receipts & Cash Balances			
SOURCE	2018-19 Account		ACTUALLY COLLECTED
	AMOUNT ESTIMATED		
<b>1000 DISTRICT SOURCES OF REVENUE:</b>			
<b>1100 TAXES LEVIED/ASSESSED</b>			
1110 Ad Valorem Tax Levy (Current Year)	\$0.00		\$0.00
1120 Ad Valorem Tax Levy (Prior Years)	\$0.00		\$0.00
1130 Revenue In Lieu Of Taxes	\$0.00		\$0.00
1140 Revenue From Local Governmental Units Other Than Leas	\$0.00		\$0.00
1190 Other Taxes	\$0.00		\$0.00
<b>TOTAL TAXES LEVIED/ASSESSED</b>	<b>\$0.00</b>		<b>\$0.00</b>
1200 Tuition & Fees	\$0.00		\$0.00
1300 Earnings on Investments and Bond Sales	\$0.00		\$0.00
1400 Rental, Disposals and Commissions	\$0.00		\$0.00
1500 Reimbursements	\$0.00		\$0.00
1600 Other Local Sources of Revenue	\$0.00		\$3,871.06
1700 Child Nutrition Programs	\$0.00		\$0.00
1800 Athletics	\$0.00		\$0.00
<b>TOTAL DISTRICT SOURCES OF REVENUE</b>	<b>\$0.00</b>		<b>\$3,871.06</b>
<b>2000 INTERMEDIATE SOURCES OF REVENUE</b>			
2100 County 4 Mill Ad Valorem Tax	\$0.00		\$0.00
2200 County Apportionment (Mortgage Tax)	\$0.00		\$0.00
2300 Resale of Property Fund Distribution	\$0.00		\$0.00
2900 Other Intermediate Sources of Revenue	\$0.00		\$0.00
<b>TOTAL INTERMEDIATE SOURCES OF REVENUE</b>	<b>\$0.00</b>		<b>\$0.00</b>
<b>3000 STATE SOURCES OF REVENUE:</b>			
<b>3100 STATE DEDICATED SOURCES OF REVENUE</b>			
3110 Gross Production Tax	\$0.00		\$0.00
3120 Motor Vehicle Collections	\$0.00		\$0.00
3130 Rural Electric Cooperative Tax	\$0.00		\$0.00
3140 State School Land Earnings	\$0.00		\$0.00
3150 Vehicle Tax Stamps	\$0.00		\$0.00
3160 Farm Implement Tax Stamps	\$0.00		\$0.00
3170 Trailers and Mobile Homes	\$0.00		\$0.00
3190 Other Dedicated Revenue	\$0.00		\$0.00
<b>TOTAL STATE DEDICATED SOURCES OF REVENUE</b>	<b>\$0.00</b>		<b>\$0.00</b>
<b>3200 STATE AID - NONCATEGORICAL</b>			
3210 Foundation and Salary Incentive Aid	\$0.00		\$0.00
3220 Mid-Term Adjustment For Attendance	\$0.00		\$0.00
3230 Teacher Consultant Stipend	\$0.00		\$0.00
3240 Disaster Assistance	\$0.00		\$0.00
3250 Flexible Benefit Allowance	\$3,997.73		\$0.00
<b>TOTAL STATE AID - NONCATEGORICAL</b>	<b>\$3,997.73</b>		<b>\$0.00</b>
3300 State Aid - Competitive Grants - Categorical	\$30,922.40		\$29,335.69
3400 State - Categorical	\$0.00		\$0.00
3500 Special Programs	\$0.00		\$0.00
3600 Other State Sources of Revenue	\$0.00		\$0.00
3700 Child Nutrition Program	\$0.00		\$0.00
3800 State Vocational Programs - Multi-Source	\$0.00		\$0.00
<b>TOTAL STATE SOURCES OF REVENUE</b>	<b>\$34,920.13</b>		<b>\$29,335.69</b>
<b>4000 FEDERAL SOURCES OF REVENUE:</b>			
4100 Grants-In-Aid Direct From The Federal Government	\$0.00		\$0.00
4200 Disadvantaged Students	\$0.00		\$0.00
4300 Individuals With Disabilities	\$0.00		\$0.00
4400 No Child Left Behind	\$0.00		\$0.00
4500 Grants-In-Aid Passed Through Other State/Intermediate Sources	\$0.00		\$0.00
4600 Other Federal Sources Passed Through State Dept Of Education	\$0.00		\$0.00
4700 Child Nutrition Programs	\$0.00		\$0.00
4800 Federal Vocational Education	\$16,514.00		\$16,514.00
<b>TOTAL FEDERAL SOURCES OF REVENUE</b>	<b>\$16,514.00</b>		<b>\$16,514.00</b>
<b>5000 NON-REVENUE RECEIPTS:</b>			
<b>TOTAL NON-REVENUE RECEIPTS</b>	<b>\$0.00</b>		<b>\$0.00</b>
<b>6000 BALANCE SHEET ACCOUNTS</b>			
<b>6100 CASH ACCOUNTS</b>			
6110 Cash Forward	\$0.00		\$0.00
6130 Prior-Year Lapsed Appropriations (Schedule 6)	\$0.00		\$0.00
6140 Estopped Warrants by Statute	\$0.00		\$0.00
<b>TOTAL CASH ACCOUNTS</b>	<b>\$0.00</b>		<b>\$0.00</b>
6200 Interfund Transfers	\$0.00		\$0.00
<b>TOTAL BALANCE SHEET ACCOUNTS</b>	<b>\$0.00</b>		<b>\$0.00</b>
<b>GRAND TOTAL</b>	<b>\$51,434.13</b>		<b>\$49,720.75</b>

CO-OP FUND ACCOUNTS COVERING THE PERIOD JULY 1, 2018 TO JUNE 30, 2019  
ESTIMATE OF NEEDS FOR 2019-2020

EXHIBIT 'B'

Schedule 6: Revenue, Non-Revenue Receipts & Cash Balances (Continued)					
SOURCE	2018-19 Account	BASIS AND LIMIT OF ENSUING	ESTIMATED BY GOVERNING BOARD	APPROVED BY EXCISE BOARD	
	OVER/UNDER				
<b>1000 DISTRICT SOURCES OF REVENUE:</b>					
<b>1100 TAXES LEVIED/ASSESSED</b>					
1110 Ad Valorem Tax Levy (Current Year)	\$0.00	0.00%	\$0.00	\$0.00	\$0.00
1120 Ad Valorem Tax Levy (Prior Years)	\$0.00	0.00%	\$0.00	\$0.00	\$0.00
1130 Revenue In Lieu Of Taxes	\$0.00	0.00%	\$0.00	\$0.00	\$0.00
1140 Revenue From Local Governmental Units Other Than Leas	\$0.00	0.00%	\$0.00	\$0.00	\$0.00
1190 Other Taxes	\$0.00	0.00%	\$0.00	\$0.00	\$0.00
<b>TOTAL TAXES LEVIED/ASSESSED</b>	<b>\$0.00</b>		<b>\$0.00</b>	<b>\$0.00</b>	<b>\$0.00</b>
1200 Tuition & Fees	\$0.00	0.00%	\$0.00	\$0.00	\$0.00
1300 Earnings on Investments and Bond Sales	\$0.00	0.00%	\$0.00	\$0.00	\$0.00
1400 Rental, Disposals and Commissions	\$0.00	0.00%	\$0.00	\$0.00	\$0.00
1500 Reimbursements	\$0.00	0.00%	\$0.00	\$0.00	\$0.00
1600 Other Local Sources of Revenue	\$3,871.06	0.00%	\$0.00	\$0.00	\$0.00
1700 Child Nutrition Programs	\$0.00	0.00%	\$0.00	\$0.00	\$0.00
1800 Athletics	\$0.00	0.00%	\$0.00	\$0.00	\$0.00
<b>TOTAL DISTRICT SOURCES OF REVENUE</b>	<b>\$3,871.06</b>		<b>\$0.00</b>	<b>\$0.00</b>	<b>\$0.00</b>
<b>2000 INTERMEDIATE SOURCES OF REVENUE</b>					
2100 County 4 Mill Ad Valorem Tax	\$0.00	0.00%	\$0.00	\$0.00	\$0.00
2200 County Apportionment (Mortgage Tax)	\$0.00	0.00%	\$0.00	\$0.00	\$0.00
2300 Resale of Property Fund Distribution	\$0.00	0.00%	\$0.00	\$0.00	\$0.00
2900 Other Intermediate Sources of Revenue	\$0.00	0.00%	\$0.00	\$0.00	\$0.00
<b>TOTAL INTERMEDIATE SOURCES OF REVENUE</b>	<b>\$0.00</b>		<b>\$0.00</b>	<b>\$0.00</b>	<b>\$0.00</b>
<b>3000 STATE SOURCES OF REVENUE:</b>					
<b>3100 STATE DEDICATED SOURCES OF REVENUE:</b>					
3110 Gross Production Tax	\$0.00	0.00%	\$0.00	\$0.00	\$0.00
3120 Motor Vehicle Collections	\$0.00	0.00%	\$0.00	\$0.00	\$0.00
3130 Rural Electric Cooperative Tax	\$0.00	0.00%	\$0.00	\$0.00	\$0.00
3140 State School Land Earnings	\$0.00	0.00%	\$0.00	\$0.00	\$0.00
3150 Vehicle Tax Stamps	\$0.00	0.00%	\$0.00	\$0.00	\$0.00
3160 Farm Implement Tax Stamps	\$0.00	0.00%	\$0.00	\$0.00	\$0.00
3170 Trailers and Mobile Homes	\$0.00	0.00%	\$0.00	\$0.00	\$0.00
3190 Other Dedicated Revenue	\$0.00	0.00%	\$0.00	\$0.00	\$0.00
<b>TOTAL STATE DEDICATED SOURCES OF REVENUE</b>	<b>\$0.00</b>		<b>\$0.00</b>	<b>\$0.00</b>	<b>\$0.00</b>
<b>3200 STATE AID - NONCATEGORICAL</b>					
3210 Foundation and Salary Incentive Aid	\$0.00	0.00%	\$0.00	\$0.00	\$0.00
3220 Mid-Term Adjustment For Attendance	\$0.00	0.00%	\$0.00	\$0.00	\$0.00
3230 Teacher Consultant Stipend	\$0.00	0.00%	\$0.00	\$0.00	\$0.00
3240 Disaster Assistance	\$0.00	0.00%	\$0.00	\$0.00	\$0.00
3250 Flexible Benefit Allowance	-\$3,997.73	0.00%	\$0.00	\$0.00	\$0.00
<b>TOTAL STATE AID - NONCATEGORICAL</b>	<b>-\$3,997.73</b>		<b>\$0.00</b>	<b>\$0.00</b>	<b>\$0.00</b>
3300 State Aid - Competitive Grants - Categorical	-\$1,586.71	90.00%	\$26,402.12	\$26,402.12	\$26,402.12
3400 State - Categorical	\$0.00	0.00%	\$0.00	\$0.00	\$0.00
3500 Special Programs	\$0.00	0.00%	\$0.00	\$0.00	\$0.00
3600 Other State Sources of Revenue	\$0.00	0.00%	\$0.00	\$0.00	\$0.00
3700 Child Nutrition Program	\$0.00	0.00%	\$0.00	\$0.00	\$0.00
3800 State Vocational Programs - Multi-Source	\$0.00	0.00%	\$0.00	\$0.00	\$0.00
<b>TOTAL STATE SOURCES OF REVENUE</b>	<b>-\$5,584.44</b>		<b>\$26,402.12</b>	<b>\$26,402.12</b>	<b>\$26,402.12</b>
<b>4000 FEDERAL SOURCES OF REVENUE:</b>					
4100 Grants-In-Aid Direct From The Federal Government	\$0.00	0.00%	\$0.00	\$0.00	\$0.00
4200 Disadvantaged Students	\$0.00	0.00%	\$0.00	\$0.00	\$0.00
4300 Individuals With Disabilities	\$0.00	0.00%	\$0.00	\$0.00	\$0.00
4400 No Child Left Behind	\$0.00	0.00%	\$0.00	\$0.00	\$0.00
4500 Grants-In-Aid Passed Through Other State/Intermediate Sources	\$0.00	0.00%	\$0.00	\$0.00	\$0.00
4600 Other Federal Sources Passed Through State Dept Of Education	\$0.00	0.00%	\$0.00	\$0.00	\$0.00
4700 Child Nutrition Programs	\$0.00	0.00%	\$0.00	\$0.00	\$0.00
4800 Federal Vocational Education	\$0.00	95.60%	\$15,787.00	\$15,787.00	\$15,787.00
<b>TOTAL FEDERAL SOURCES OF REVENUE</b>	<b>\$0.00</b>		<b>\$15,787.00</b>	<b>\$15,787.00</b>	<b>\$15,787.00</b>
<b>5000 NON-REVENUE RECEIPTS:</b>	<b>\$0.00</b>	0.00%	<b>\$0.00</b>	<b>\$0.00</b>	<b>\$0.00</b>
<b>TOTAL NON-REVENUE RECEIPTS</b>	<b>\$0.00</b>		<b>\$0.00</b>	<b>\$0.00</b>	<b>\$0.00</b>
<b>6000 BALANCE SHEET ACCOUNTS:</b>					
<b>6100 CASH ACCOUNTS</b>					
6110 Cash Forward	\$0.00	0.00%	\$0.00	\$0.00	\$0.00
6130 Prior-Year Lapsed Appropriations (Schedule 6)	\$0.00	0.00%	\$0.00	\$0.00	\$0.00
6140 Estopped Warrants by Statute	\$0.00	0.00%	\$0.00	\$0.00	\$0.00
<b>TOTAL CASH ACCOUNTS</b>	<b>\$0.00</b>		<b>\$0.00</b>	<b>\$0.00</b>	<b>\$0.00</b>
6200 Interfund Transfers	\$0.00	0.00%	\$0.00	\$0.00	\$0.00
<b>TOTAL BALANCE SHEET ACCOUNTS</b>	<b>\$0.00</b>		<b>\$0.00</b>	<b>\$0.00</b>	<b>\$0.00</b>
<b>GRAND TOTAL</b>	<b>-\$1,713.38</b>		<b>\$42,189.12</b>	<b>\$42,189.12</b>	<b>\$42,189.12</b>

CO-OP FUND ACCOUNTS COVERING THE PERIOD JULY 1, 2018 TO JUNE 30, 2019  
ESTIMATE OF NEEDS FOR 2019-2020

EXHIBIT 'B'

Schedule 7: Report of Prior Year Warrants Issued From Reserves			
FISCAL YEAR ENDING JUNE 30, 2018			
	RESERVES 06-30-2018	WARRANTS ISSUED SINCE	BALANCE LAPSED
<b>TOTAL PRIOR YEAR RESERVES</b>	<b>\$0.00</b>	<b>\$0.00</b>	<b>\$0.00</b>

Schedule 8: Report of Current Year Expenditures			
APPROPRIATED ACCOUNTS	FISCAL YEAR ENDING JUNE 30, 2019		
	APPROPRIATIONS		
	ORIGINAL	SUPPLEMENTAL ADJUSTMENTS	FINAL APPROPRIATIONS
<b>1000 INSTRUCTION:</b>	\$51,434.13	\$0.00	\$51,434.13
<b>2000 SUPPORT SERVICES:</b>			
2100 Support Services - Students	\$0.00	\$0.00	\$0.00
2200 Support Services - Instructional Staff	\$0.00	\$0.00	\$0.00
2300 Support Services - General Administration	\$0.00	\$0.00	\$0.00
2400 Support Services - School Administration	\$0.00	\$0.00	\$0.00
2500 Support Services - Business	\$0.00	\$0.00	\$0.00
2600 Operations And Maintenance of Plant Services	\$0.00	\$0.00	\$0.00
2700 Student Transportation Services	\$0.00	\$0.00	\$0.00
<b>TOTAL SUPPORT SERVICES</b>	<b>\$0.00</b>	<b>\$0.00</b>	<b>\$0.00</b>
<b>3000 OPERATION OF NON-INSTRUCTION SERVICES:</b>			
3100 Child Nutrition Programs Operations	\$0.00	\$0.00	\$0.00
3200 Other Enterprise Service Operations	\$0.00	\$0.00	\$0.00
3300 Community Services Operations	\$0.00	\$0.00	\$0.00
<b>TOTAL OPERATION OF NON-INSTRUCTIONAL SERVICES</b>	<b>\$0.00</b>	<b>\$0.00</b>	<b>\$0.00</b>
<b>4000 FACILITIES ACQUISITION &amp; CONSTRUCTION SERVICES:</b>			
4200 Land Acquisition Services	\$0.00	\$0.00	\$0.00
4300 Land Improvement Services	\$0.00	\$0.00	\$0.00
4400 Architecture and Engineering Services	\$0.00	\$0.00	\$0.00
4500 Educational Specifications Development Services	\$0.00	\$0.00	\$0.00
4600 Building Acquisition and Construction Services	\$0.00	\$0.00	\$0.00
4700 Building Improvement Services	\$0.00	\$0.00	\$0.00
<b>TOTAL FACILITIES ACQUISITION &amp; CONST. SERVICES</b>	<b>\$0.00</b>	<b>\$0.00</b>	<b>\$0.00</b>
<b>5000 OTHER OUTLAYS:</b>			
5100 Debt Service	\$0.00	\$0.00	\$0.00
5200 Fund Transfer/Reimbursement (Child Nutrition Fund)	\$0.00	\$0.00	\$0.00
5300 Clearing Account	\$0.00	\$0.00	\$0.00
5400 Indirect Cost Entitlement	\$0.00	\$0.00	\$0.00
5500 Private Nonprofit Schools	\$0.00	\$0.00	\$0.00
5600 Correcting Entry	\$0.00	\$0.00	\$0.00
5800 Charter School Reimbursement	\$0.00	\$0.00	\$0.00
5900 Arbitrage	\$0.00	\$0.00	\$0.00
<b>TOTAL OTHER OUTLAYS</b>	<b>\$0.00</b>	<b>\$0.00</b>	<b>\$0.00</b>
<b>7000 OTHER USES / UNBUDGETED ITEMS:</b>	\$0.00	\$0.00	\$0.00
<b>8000 REPAYMENTS:</b>	\$0.00	\$0.00	\$0.00
<b>TOTAL CO-OP FUND 2018-19 FISCAL YEAR</b>	<b>\$51,434.13</b>	<b>\$0.00</b>	<b>\$51,434.13</b>



CO-OP FUND ACCOUNTS COVERING THE PERIOD JULY 1, 2018 TO JUNE 30, 2019  
ESTIMATE OF NEEDS FOR 2019-2020

EXHIBIT 'B'

Schedule 8: Report of Current Year Expenditures (Continued)				
FISCAL YEAR ENDING JUNE 30, 2019				
APPROPRIATED ACCOUNTS	WARRANTS ISSUED	RESERVES	LAPSED BALANCE KNOWN TO BE UNENCUMBERED	2018-2019 EXPENDITURES FOR CURRENT EXPENSE PURPOSES
<b>1000 INSTRUCTION:</b>	\$49,720.75	\$0.00	\$1,713.38	\$49,720.75
<b>2000 SUPPORT SERVICES:</b>				
2100 Support Services - Students	\$0.00	\$0.00	\$0.00	\$0.00
2200 Support Services - Instructional Staff	\$0.00	\$0.00	\$0.00	\$0.00
2300 Support Services - General Administration	\$0.00	\$0.00	\$0.00	\$0.00
2400 Support Services - School Administration	\$0.00	\$0.00	\$0.00	\$0.00
2500 Support Services - Business	\$0.00	\$0.00	\$0.00	\$0.00
2600 Operations And Maintenance of Plant Services	\$0.00	\$0.00	\$0.00	\$0.00
2700 Student Transportation Services	\$0.00	\$0.00	\$0.00	\$0.00
<b>TOTAL SUPPORT SERVICES</b>	\$0.00	\$0.00	\$0.00	\$0.00
<b>3000 OPERATION OF NON-INSTRUCTION SERVICES:</b>				
3100 Child Nutrition Programs Operations	\$0.00	\$0.00	\$0.00	\$0.00
3200 Other Enterprise Service Operations	\$0.00	\$0.00	\$0.00	\$0.00
3300 Community Services Operations	\$0.00	\$0.00	\$0.00	\$0.00
<b>TOTAL OPERATION OF NON-INSTRUCTIONAL SERVICES</b>	\$0.00	\$0.00	\$0.00	\$0.00
<b>4000 FACILITIES ACQUISITION &amp; CONSTRUCTION SERVICES:</b>				
4200 Land Acquisition Services	\$0.00	\$0.00	\$0.00	\$0.00
4300 Land Improvement Services	\$0.00	\$0.00	\$0.00	\$0.00
4400 Architecture and Engineering Services	\$0.00	\$0.00	\$0.00	\$0.00
4500 Educational Specifications Development Services	\$0.00	\$0.00	\$0.00	\$0.00
4600 Building Acquisition and Construction Services	\$0.00	\$0.00	\$0.00	\$0.00
4700 Building Improvement Services	\$0.00	\$0.00	\$0.00	\$0.00
<b>TOTAL FACILITIES ACQUISITION &amp; CONST. SERVICES</b>	\$0.00	\$0.00	\$0.00	\$0.00
<b>5000 OTHER OUTLAYS:</b>				
5100 Debt Service	\$0.00	\$0.00	\$0.00	\$0.00
5200 Fund Transfer/Reimbursement (Child Nutrition Fund)	\$0.00	\$0.00	\$0.00	\$0.00
5300 Clearing Account	\$0.00	\$0.00	\$0.00	\$0.00
5400 Indirect Cost Entitlement	\$0.00	\$0.00	\$0.00	\$0.00
5500 Private Nonprofit Schools	\$0.00	\$0.00	\$0.00	\$0.00
5600 Correcting Entry	\$0.00	\$0.00	\$0.00	\$0.00
5800 Charter School Reimbursement	\$0.00	\$0.00	\$0.00	\$0.00
5900 Arbitrage	\$0.00	\$0.00	\$0.00	\$0.00
<b>TOTAL OTHER OUTLAYS</b>	\$0.00	\$0.00	\$0.00	\$0.00
<b>7000 OTHER USES / UNBUDGETED ITEMS:</b>	\$0.00	\$0.00	\$0.00	\$0.00
<b>8000 REPAYMENTS:</b>	\$0.00	\$0.00	\$0.00	\$0.00
<b>TOTAL CO-OP FUND 2018-19 FISCAL YEAR</b>	\$49,720.75	\$0.00	\$1,713.38	\$49,720.75

ESTIMATE OF NEEDS FOR THE FISCAL YEAR 2019-20	Estimate of Needs by Governing Board	Approved by County Excise Board
<b>PURPOSE:</b>		
Current Expense	\$42,189.12	\$42,189.12
Pro rata share of County Assessor's Budget as determined by County Excise Board	\$0.00	\$0.00
<b>GRAND TOTAL - Home School</b>	\$42,189.12	\$42,189.12

BUILDING FUND ACCOUNTS COVERING THE PERIOD JULY 1, 2018 TO JUNE 30, 2019  
ESTIMATE OF NEEDS FOR 2019-2020

EXHIBIT 'C'

Schedule 1: Current Balance Sheet for June 30, 2019		Amount
<b>ASSETS:</b>		
Cash Balances		\$737,017.57
Investments		\$0.00
<b>TOTAL ASSETS</b>		<b>\$737,017.57</b>
<b>LIABILITIES AND RESERVES:</b>		
Warrants Outstanding		\$41.34
Reserve for Interest on Warrants		\$0.00
Reserves From Schedule 8		\$0.00
<b>TOTAL LIABILITIES AND RESERVES</b>		<b>\$41.34</b>
<b>CASH FUND BALANCE JUNE 30, 2019</b>		<b>\$736,976.23</b>
<b>TOTAL LIABILITIES, RESERVES AND CASH FUND BALANCE</b>		<b>\$737,017.57</b>

Schedule 2: Revenue and Requirements, 2018-2019		
REVENUE:	Estimated Budget	Actual Revenue & Expenditures
Revenues, Non-Revenue Receipts & Cash Balances (Schedule 6)	\$611,610.68	\$1,032,814.15
<b>LESS: REQUIREMENTS:</b>		
Expenditures (Schedule 8)	\$611,610.68	\$295,837.92
<b>CASH FUND BALANCE JUNE 30, 2019</b>	<b>\$0.00</b>	<b>\$736,976.23</b>

Schedule 3: Building Fund Cash Accounts of Current and all Prior Years				
CURRENT AND ALL PRIOR YEARS	2018-19	2017-18	PRE-2017	Total
Cash Balance Reported to Excise Board 6-30-18	\$0.00	\$517,566.34	\$0.00	\$517,566.34
<b>REVENUES, NON-REVENUE RECEIPTS &amp; CASH BALANCE</b>				
Revenues/Non-Rev (Sch 6 Source Codes 1000 to 5999)	\$515,289.15	\$0.00	\$0.00	\$515,289.15
Cash Balances Transferred (Sch 6 Source Code 6110)	\$517,525.00	-\$517,525.00	\$0.00	\$0.00
Prior Year Lapsed Appropri (Sch 6 Source Code 6130)	\$0.00	\$0.00	\$0.00	\$0.00
Estopped Warrants (Sch 6 Source Code 6140)	\$0.00	\$0.00	\$0.00	\$0.00
Interfund Transfers (Sch 6 Source Code 6200)	\$0.00	\$0.00	\$0.00	\$0.00
<b>TOTAL REVENUES, NON-REVENUE RECEIPTS &amp; CASH BALAN</b>	<b>\$1,032,814.15</b>	<b>-\$517,525.00</b>	<b>\$0.00</b>	<b>\$515,289.15</b>
Warrants Paid of Year in Caption	\$295,837.92	\$0.00	\$0.00	\$295,837.92
<b>TOTAL DISBURSEMENTS</b>	<b>\$295,837.92</b>	<b>\$0.00</b>	<b>\$0.00</b>	<b>\$295,837.92</b>
<b>CASH &amp; INVESTMENTS BALANCE JUNE 30, 2019</b>	<b>\$736,976.23</b>	<b>\$41.34</b>	<b>\$0.00</b>	<b>\$737,017.57</b>
Reserve for Warrants Outstanding (Schedule 4)	\$0.00	\$41.34	\$0.00	\$41.34
Reserve for Encumbrances (Schedule 8)	\$0.00	\$0.00	\$0.00	\$0.00
<b>TOTAL LIABILITIES AND RESERVE</b>	<b>\$0.00</b>	<b>\$41.34</b>	<b>\$0.00</b>	<b>\$41.34</b>
<b>DEFICIT:</b>	<b>\$0.00</b>	<b>\$0.00</b>	<b>\$0.00</b>	<b>\$0.00</b>
<b>CASH FUND BAL FORWARD TO SUCCEEDING YEAR</b>	<b>\$736,976.23</b>	<b>\$0.00</b>	<b>\$0.00</b>	<b>\$736,976.23</b>

Schedule 4: Building Fund Warrant Accounts of Current and all Prior Years				
CURRENT AND ALL PRIOR YEARS	2018-19	2017-18	PRE-2017	Total
Warrants Outstanding 6-30 of Year in Caption	\$0.00	\$41.34	\$0.00	\$41.34
Warrants Registered During Year	\$295,837.92	\$0.00	\$0.00	\$295,837.92
<b>TOTAL</b>	<b>\$295,837.92</b>	<b>\$41.34</b>	<b>\$0.00</b>	<b>\$295,879.26</b>
Warrants Paid During Year	\$295,837.92	\$0.00	\$0.00	\$295,837.92
Warrants Covered to Bonds or Judgments	\$0.00	\$0.00	\$0.00	\$0.00
Warrants Estopped by Statute/Canceled	\$0.00	\$0.00	\$0.00	\$0.00
<b>TOTAL WARRANTS RETIRED</b>	<b>\$295,837.92</b>	<b>\$0.00</b>	<b>\$0.00</b>	<b>\$295,837.92</b>
<b>BALANCE WARRANTS OUTSTANDING JUNE 30, 2019</b>	<b>\$0.00</b>	<b>\$41.34</b>	<b>\$0.00</b>	<b>\$41.34</b>

Schedule 5: 2018 Ad Valorem Tax Account		
ACCOUNTS COVERING THE PERIOD JULY 1, 2018 TO JUNE 30, 2019	5.170 Mills	Amount
2018 Net Valuation Certified to County Excise Board		\$20,018,230.00
Total Proceeds of Levy as Certified		\$103,494.25
<b>Additions:</b>		<b>\$0.00</b>
<b>Deductions:</b>		<b>\$0.00</b>
<b>Gross Balance Tax</b>		<b>\$103,494.25</b>
Less Reserve for Delinquent Tax		\$9,408.57
Reserve for Protests Pending		\$0.00
<b>Balance Available Tax</b>		<b>\$94,085.68</b>
Deduct 2018 Tax Apportioned		\$96,848.43
<b>Net Balance 2018 Tax in Process of Collection</b>		<b>\$0.00</b>
<b>Excess Collections</b>		<b>\$2,762.75</b>

BUILDING FUND ACCOUNTS COVERING THE PERIOD JULY 1, 2018 TO JUNE 30, 2019  
ESTIMATE OF NEEDS FOR 2019-2020

EXHIBIT 'C'

Schedule 6: Revenue, Non-Revenue Receipts & Cash Balances		
SOURCE	2018-19 Account	
	AMOUNT ESTIMATED	ACTUALLY COLLECTED
<b>1000 DISTRICT SOURCES OF REVENUE:</b>		
<b>1100 TAXES LEVIED/ASSESSED</b>		
1110 Ad Valorem Tax Levy (Current Year)	\$94,085.68	\$96,848.43
1120 Ad Valorem Tax Levy (Prior Years)	\$0.00	\$6,617.16
1130 Revenue In Lieu Of Taxes	\$0.00	\$49.19
1140 Revenue From Local Governmental Units Other Than Leas	\$0.00	\$0.00
1190 Other Taxes	\$0.00	\$0.00
<b>TOTAL TAXES LEVIED/ASSESSED</b>	<b>\$94,085.68</b>	<b>\$103,514.78</b>
1200 Tuition & Fees	\$0.00	\$0.00
1300 Earnings on Investments and Bond Sales	\$0.00	\$13,151.38
1400 Rental, Disposals and Commissions	\$0.00	\$0.00
1500 Reimbursements	\$0.00	\$0.00
1600 Other Local Sources of Revenue	\$0.00	\$113,247.66
1700 Child Nutrition Programs	\$0.00	\$0.00
1800 Athletics	\$0.00	\$0.00
<b>TOTAL DISTRICT SOURCES OF REVENUE</b>	<b>\$94,085.68</b>	<b>\$229,913.82</b>
<b>2000 INTERMEDIATE SOURCES OF REVENUE</b>		
2100 County 4 Mill Ad Valorem Tax	\$0.00	\$0.00
2200 County Apportionment (Mortgage Tax)	\$0.00	\$0.00
2300 Resale of Property Fund Distribution	\$0.00	\$0.00
2900 Other Intermediate Sources of Revenue	\$0.00	\$0.00
<b>TOTAL INTERMEDIATE SOURCES OF REVENUE</b>	<b>\$0.00</b>	<b>\$0.00</b>
<b>3000 STATE SOURCES OF REVENUE:</b>		
<b>3100 STATE DEDICATED SOURCES OF REVENUE</b>		
3110 Gross Production Tax	\$0.00	\$0.00
3120 Motor Vehicle Collections	\$0.00	\$0.00
3130 Rural Electric Cooperative Tax	\$0.00	\$0.00
3140 State School Land Earnings	\$0.00	\$0.00
3150 Vehicle Tax Stamps	\$0.00	\$0.00
3160 Farm Implement Tax Stamps	\$0.00	\$0.00
3170 Trailers and Mobile Homes	\$0.00	\$0.00
3190 Other Dedicated Revenue	\$0.00	\$0.00
<b>TOTAL STATE DEDICATED SOURCES OF REVENUE</b>	<b>\$0.00</b>	<b>\$0.00</b>
<b>3200 STATE AID - NONCATEGORICAL</b>		
3210 Foundation and Salary Incentive Aid	\$0.00	\$0.00
3220 Mid-Term Adjustment For Attendance	\$0.00	\$0.00
3230 Teacher Consultant Stipend	\$0.00	\$0.00
3240 Disaster Assistance	\$0.00	\$0.00
3250 Flexible Benefit Allowance	\$0.00	\$0.00
<b>TOTAL STATE AID - NONCATEGORICAL</b>	<b>\$0.00</b>	<b>\$0.00</b>
3300 State Aid - Competitive Grants - Categorical	\$0.00	\$0.00
3400 State - Categorical	\$0.00	\$0.00
3500 Special Programs	\$0.00	\$0.00
3600 Other State Sources of Revenue	\$0.00	\$19.95
3700 Child Nutrition Program	\$0.00	\$0.00
3800 State Vocational Programs - Multi-Source	\$0.00	\$0.00
<b>TOTAL STATE SOURCES OF REVENUE</b>	<b>\$0.00</b>	<b>\$19.95</b>
<b>4000 FEDERAL SOURCES OF REVENUE:</b>		
4100 Grants-In-Aid Direct From The Federal Government	\$0.00	\$285,355.38
4200 Disadvantaged Students	\$0.00	\$0.00
4300 Individuals With Disabilities	\$0.00	\$0.00
4400 No Child Left Behind	\$0.00	\$0.00
4500 Grants-In-Aid Passed Through Other State/Intermediate Sources	\$0.00	\$0.00
4600 Other Federal Sources Passed Through State Dept Of Education	\$0.00	\$0.00
4700 Child Nutrition Programs	\$0.00	\$0.00
4800 Federal Vocational Education	\$0.00	\$0.00
<b>TOTAL FEDERAL SOURCES OF REVENUE</b>	<b>\$0.00</b>	<b>\$285,355.38</b>
<b>5000 NON-REVENUE RECEIPTS:</b>		
<b>TOTAL NON-REVENUE RECEIPTS</b>	<b>\$0.00</b>	<b>\$0.00</b>
<b>6000 BALANCE SHEET ACCOUNTS</b>		
<b>6100 CASH ACCOUNTS</b>		
6110 Cash Forward	\$517,525.00	\$517,525.00
6130 Prior-Year Lapsed Appropriations (Schedule 6)	\$0.00	\$0.00
6140 Estopped Warrants by Statute	\$0.00	\$0.00
<b>TOTAL CASH ACCOUNTS</b>	<b>\$517,525.00</b>	<b>\$517,525.00</b>
6200 Interfund Transfers	\$0.00	\$0.00
<b>TOTAL BALANCE SHEET ACCOUNTS</b>	<b>\$517,525.00</b>	<b>\$517,525.00</b>
<b>GRAND TOTAL</b>	<b>\$611,610.68</b>	<b>\$1,032,814.15</b>

BUILDING FUND ACCOUNTS COVERING THE PERIOD JULY 1, 2018 TO JUNE 30, 2019  
ESTIMATE OF NEEDS FOR 2019-2020

EXHIBIT 'C'

Schedule 6: Revenue, Non-Revenue Receipts & Cash Balances (Continued)				
SOURCE	2018-19 Account	BASIS AND LIMIT OF ENSUING	ESTIMATED BY GOVERNING BOARD	APPROVED BY EXCISE BOARD
	OVER/UNDER			
<b>1000 DISTRICT SOURCES OF REVENUE:</b>				
<b>1100 TAXES LEVIED/ASSESSED</b>				
1110 Ad Valorem Tax Levy (Current Year)	\$2,762.75	100.63%	\$97,457.57	\$97,457.57
1120 Ad Valorem Tax Levy (Prior Years)	\$6,617.16	0.00%	\$0.00	\$0.00
1130 Revenue In Lieu Of Taxes	\$49.19	0.00%	\$0.00	\$0.00
1140 Revenue From Local Governmental Units Other Than Leas	\$0.00	0.00%	\$0.00	\$0.00
1190 Other Taxes	\$0.00	0.00%	\$0.00	\$0.00
<b>TOTAL TAXES LEVIED/ASSESSED</b>	<b>\$9,429.10</b>		<b>\$97,457.57</b>	<b>\$97,457.57</b>
1200 Tuition & Fees	\$0.00	0.00%	\$0.00	\$0.00
1300 Earnings on Investments and Bond Sales	\$13,151.38	0.00%	\$0.00	\$0.00
1400 Rental, Disposals and Commissions	\$0.00	0.00%	\$0.00	\$0.00
1500 Reimbursements	\$0.00	0.00%	\$0.00	\$0.00
1600 Other Local Sources of Revenue	\$113,247.66	0.00%	\$0.00	\$0.00
1700 Child Nutrition Programs	\$0.00	0.00%	\$0.00	\$0.00
1800 Athletics	\$0.00	0.00%	\$0.00	\$0.00
<b>TOTAL DISTRICT SOURCES OF REVENUE</b>	<b>\$135,828.14</b>		<b>\$97,457.57</b>	<b>\$97,457.57</b>
<b>2000 INTERMEDIATE SOURCES OF REVENUE</b>				
2100 County 4 Mill Ad Valorem Tax	\$0.00	0.00%	\$0.00	\$0.00
2200 County Apportionment (Mortgage Tax)	\$0.00	0.00%	\$0.00	\$0.00
2300 Resale of Property Fund Distribution	\$0.00	0.00%	\$0.00	\$0.00
2900 Other Intermediate Sources of Revenue	\$0.00	0.00%	\$0.00	\$0.00
<b>TOTAL INTERMEDIATE SOURCES OF REVENUE</b>	<b>\$0.00</b>		<b>\$0.00</b>	<b>\$0.00</b>
<b>3000 STATE SOURCES OF REVENUE:</b>				
<b>3100 STATE DEDICATED SOURCES OF REVENUE:</b>				
3110 Gross Production Tax	\$0.00	0.00%	\$0.00	\$0.00
3120 Motor Vehicle Collections	\$0.00	0.00%	\$0.00	\$0.00
3130 Rural Electric Cooperative Tax	\$0.00	0.00%	\$0.00	\$0.00
3140 State School Land Earnings	\$0.00	0.00%	\$0.00	\$0.00
3150 Vehicle Tax Stamps	\$0.00	0.00%	\$0.00	\$0.00
3160 Farm Implement Tax Stamps	\$0.00	0.00%	\$0.00	\$0.00
3170 Trailers and Mobile Homes	\$0.00	0.00%	\$0.00	\$0.00
3190 Other Dedicated Revenue	\$0.00	0.00%	\$0.00	\$0.00
<b>TOTAL STATE DEDICATED SOURCES OF REVENUE</b>	<b>\$0.00</b>		<b>\$0.00</b>	<b>\$0.00</b>
<b>3200 STATE AID - NONCATEGORICAL</b>				
3210 Foundation and Salary Incentive Aid	\$0.00	0.00%	\$0.00	\$0.00
3220 Mid-Term Adjustment For Attendance	\$0.00	0.00%	\$0.00	\$0.00
3230 Teacher Consultant Stipend	\$0.00	0.00%	\$0.00	\$0.00
3240 Disaster Assistance	\$0.00	0.00%	\$0.00	\$0.00
3250 Flexible Benefit Allowance	\$0.00	0.00%	\$0.00	\$0.00
<b>TOTAL STATE AID - NONCATEGORICAL</b>	<b>\$0.00</b>		<b>\$0.00</b>	<b>\$0.00</b>
3300 State Aid - Competitive Grants - Categorical	\$0.00	0.00%	\$0.00	\$0.00
3400 State - Categorical	\$0.00	0.00%	\$0.00	\$0.00
3500 Special Programs	\$0.00	0.00%	\$0.00	\$0.00
3600 Other State Sources of Revenue	\$19.95	0.00%	\$0.00	\$0.00
3700 Child Nutrition Program	\$0.00	0.00%	\$0.00	\$0.00
3800 State Vocational Programs - Multi-Source	\$0.00	0.00%	\$0.00	\$0.00
<b>TOTAL STATE SOURCES OF REVENUE</b>	<b>\$19.95</b>		<b>\$0.00</b>	<b>\$0.00</b>
<b>4000 FEDERAL SOURCES OF REVENUE:</b>				
4100 Grants-In-Aid Direct From The Federal Government	\$285,355.38	43.81%	\$125,000.00	\$125,000.00
4200 Disadvantaged Students	\$0.00	0.00%	\$0.00	\$0.00
4300 Individuals With Disabilities	\$0.00	0.00%	\$0.00	\$0.00
4400 No Child Left Behind	\$0.00	0.00%	\$0.00	\$0.00
4500 Grants-In-Aid Passed Through Other State/Intermediate Sources	\$0.00	0.00%	\$0.00	\$0.00
4600 Other Federal Sources Passed Through State Dept Of Education	\$0.00	0.00%	\$0.00	\$0.00
4700 Child Nutrition Programs	\$0.00	0.00%	\$0.00	\$0.00
4800 Federal Vocational Education	\$0.00	0.00%	\$0.00	\$0.00
<b>TOTAL FEDERAL SOURCES OF REVENUE</b>	<b>\$285,355.38</b>		<b>\$125,000.00</b>	<b>\$125,000.00</b>
<b>5000 NON-REVENUE RECEIPTS:</b>	<b>\$0.00</b>	<b>0.00%</b>	<b>\$0.00</b>	<b>\$0.00</b>
<b>TOTAL NON-REVENUE RECEIPTS</b>	<b>\$0.00</b>		<b>\$0.00</b>	<b>\$0.00</b>
<b>6000 BALANCE SHEET ACCOUNTS</b>				
<b>6100 CASH ACCOUNTS</b>				
6110 Cash Forward	\$0.00	142.40%	\$736,976.23	\$736,976.23
6130 Prior-Year Lapsed Appropriations (Schedule 6)	\$0.00	0.00%	\$0.00	\$0.00
6140 Estopped Warrants by Statute	\$0.00	0.00%	\$0.00	\$0.00
<b>TOTAL CASH ACCOUNTS</b>	<b>\$0.00</b>		<b>\$736,976.23</b>	<b>\$736,976.23</b>
6200 Interfund Transfers	\$0.00	0.00%	\$0.00	\$0.00
<b>TOTAL BALANCE SHEET ACCOUNTS</b>	<b>\$0.00</b>		<b>\$736,976.23</b>	<b>\$736,976.23</b>
<b>GRAND TOTAL</b>	<b>\$421,203.47</b>		<b>\$959,433.80</b>	<b>\$959,433.80</b>



BUILDING FUND ACCOUNTS COVERING THE PERIOD JULY 1, 2018 TO JUNE 30, 2019  
ESTIMATE OF NEEDS FOR 2019-2020

EXHIBIT 'C'

Schedule 7: Report of Prior Year Warrants Issued From Reserves			
FISCAL YEAR ENDING JUNE 30, 2018			
	RESERVES 06-30-2018	WARRANTS ISSUED SINCE	BALANCE LAPSED
<b>TOTAL PRIOR YEAR RESERVES</b>	<b>\$0.00</b>	<b>\$0.00</b>	<b>\$0.00</b>

Schedule 8: Report of Current Year Expenditures			
APPROPRIATED ACCOUNTS	FISCAL YEAR ENDING JUNE 30, 2019		
	APPROPRIATIONS		
	ORIGINAL	SUPPLEMENTAL ADJUSTMENTS	FINAL APPROPRIATIONS
<b>1000 INSTRUCTION:</b>	\$0.00	\$0.00	\$0.00
<b>2000 SUPPORT SERVICES:</b>			
2100 Support Services - Students	\$0.00	\$0.00	\$0.00
2200 Support Services - Instructional Staff	\$0.00	\$0.00	\$0.00
2300 Support Services - General Administration	\$0.00	\$0.00	\$0.00
2400 Support Services - School Administration	\$0.00	\$0.00	\$0.00
2500 Support Services - Business	\$0.00	\$0.00	\$0.00
2600 Operations And Maintenance of Plant Services	\$607,155.68	\$0.00	\$607,155.68
2700 Student Transportation Services	\$0.00	\$0.00	\$0.00
<b>TOTAL SUPPORT SERVICES</b>	<b>\$607,155.68</b>	<b>\$0.00</b>	<b>\$607,155.68</b>
<b>3000 OPERATION OF NON-INSTRUCTION SERVICES:</b>			
3100 Child Nutrition Programs Operations	\$0.00	\$0.00	\$0.00
3200 Other Enterprise Service Operations	\$0.00	\$0.00	\$0.00
3300 Community Services Operations	\$0.00	\$0.00	\$0.00
<b>TOTAL OPERATION OF NON-INSTRUCTIONAL SERVICES</b>	<b>\$0.00</b>	<b>\$0.00</b>	<b>\$0.00</b>
<b>4000 FACILITIES ACQUISITION &amp; CONSTRUCTION SERVICES:</b>			
4200 Land Acquisition Services	\$0.00	\$0.00	\$0.00
4300 Land Improvement Services	\$0.00	\$0.00	\$0.00
4400 Architecture and Engineering Services	\$0.00	\$0.00	\$0.00
4500 Educational Specifications Development Services	\$0.00	\$0.00	\$0.00
4600 Building Acquisition and Construction Services	\$4,455.00	\$0.00	\$4,455.00
4700 Building Improvement Services	\$0.00	\$0.00	\$0.00
<b>TOTAL FACILITIES ACQUISITION &amp; CONST. SERVICES</b>	<b>\$4,455.00</b>	<b>\$0.00</b>	<b>\$4,455.00</b>
<b>5000 OTHER OUTLAYS:</b>			
5100 Debt Service	\$0.00	\$0.00	\$0.00
5200 Fund Transfer/Reimbursement (Child Nutrition Fund)	\$0.00	\$0.00	\$0.00
5300 Clearing Account	\$0.00	\$0.00	\$0.00
5400 Indirect Cost Entitlement	\$0.00	\$0.00	\$0.00
5500 Private Nonprofit Schools	\$0.00	\$0.00	\$0.00
5600 Correcting Entry	\$0.00	\$0.00	\$0.00
5800 Charter School Reimbursement	\$0.00	\$0.00	\$0.00
5900 Arbitrage	\$0.00	\$0.00	\$0.00
<b>TOTAL OTHER OUTLAYS</b>	<b>\$0.00</b>	<b>\$0.00</b>	<b>\$0.00</b>
<b>7000 OTHER USES / UNBUDGETED ITEMS:</b>	<b>\$0.00</b>	<b>\$0.00</b>	<b>\$0.00</b>
<b>8000 REPAYMENTS:</b>	<b>\$0.00</b>	<b>\$0.00</b>	<b>\$0.00</b>
<b>TOTAL BUILDING FUND 2018-19 FISCAL YEAR</b>	<b>\$611,610.68</b>	<b>\$0.00</b>	<b>\$611,610.68</b>

BUILDING FUND ACCOUNTS COVERING THE PERIOD JULY 1, 2018 TO JUNE 30, 2019  
ESTIMATE OF NEEDS FOR 2019-2020

EXHIBIT 'C'

Schedule 8: Report of Current Year Expenditures (Continued)				
FISCAL YEAR ENDING JUNE 30, 2019				
APPROPRIATED ACCOUNTS	WARRANTS ISSUED	RESERVES	LAPSED BALANCE KNOWN TO BE UNENCUMBERED	2018-2019 EXPENDITURES FOR CURRENT EXPENSE PURPOSES
<b>1000 INSTRUCTION:</b>	\$0.00	\$0.00	\$0.00	\$0.00
<b>2000 SUPPORT SERVICES:</b>				
2100 Support Services - Students	\$0.00	\$0.00	\$0.00	\$0.00
2200 Support Services - Instructional Staff	\$0.00	\$0.00	\$0.00	\$0.00
2300 Support Services - General Administration	\$0.00	\$0.00	\$0.00	\$0.00
2400 Support Services - School Administration	\$0.00	\$0.00	\$0.00	\$0.00
2500 Support Services - Business	\$0.00	\$0.00	\$0.00	\$0.00
2600 Operations And Maintenance of Plant Services	\$291,382.92	\$0.00	\$315,772.76	\$291,382.92
2700 Student Transportation Services	\$0.00	\$0.00	\$0.00	\$0.00
<b>TOTAL SUPPORT SERVICES</b>	<b>\$291,382.92</b>	<b>\$0.00</b>	<b>\$315,772.76</b>	<b>\$291,382.92</b>
<b>3000 OPERATION OF NON-INSTRUCTION SERVICES:</b>				
3100 Child Nutrition Programs Operations	\$0.00	\$0.00	\$0.00	\$0.00
3200 Other Enterprise Service Operations	\$0.00	\$0.00	\$0.00	\$0.00
3300 Community Services Operations	\$0.00	\$0.00	\$0.00	\$0.00
<b>TOTAL OPERATION OF NON-INSTRUCTIONAL SERVICES</b>	<b>\$0.00</b>	<b>\$0.00</b>	<b>\$0.00</b>	<b>\$0.00</b>
<b>4000 FACILITIES ACQUISITION &amp; CONSTRUCTION SERVICES:</b>				
4200 Land Acquisition Services	\$0.00	\$0.00	\$0.00	\$0.00
4300 Land Improvement Services	\$0.00	\$0.00	\$0.00	\$0.00
4400 Architecture and Engineering Services	\$0.00	\$0.00	\$0.00	\$0.00
4500 Educational Specifications Development Services	\$0.00	\$0.00	\$0.00	\$0.00
4600 Building Acquisition and Construction Services	\$4,455.00	\$0.00	\$0.00	\$4,455.00
4700 Building Improvement Services	\$0.00	\$0.00	\$0.00	\$0.00
<b>TOTAL FACILITIES ACQUISITION &amp; CONST. SERVICES</b>	<b>\$4,455.00</b>	<b>\$0.00</b>	<b>\$0.00</b>	<b>\$4,455.00</b>
<b>5000 OTHER OUTLAYS:</b>				
5100 Debt Service	\$0.00	\$0.00	\$0.00	\$0.00
5200 Fund Transfer/Reimbursement (Child Nutrition Fund)	\$0.00	\$0.00	\$0.00	\$0.00
5300 Clearing Account	\$0.00	\$0.00	\$0.00	\$0.00
5400 Indirect Cost Entitlement	\$0.00	\$0.00	\$0.00	\$0.00
5500 Private Nonprofit Schools	\$0.00	\$0.00	\$0.00	\$0.00
5600 Correcting Entry	\$0.00	\$0.00	\$0.00	\$0.00
5800 Charter School Reimbursement	\$0.00	\$0.00	\$0.00	\$0.00
5900 Arbitrage	\$0.00	\$0.00	\$0.00	\$0.00
<b>TOTAL OTHER OUTLAYS</b>	<b>\$0.00</b>	<b>\$0.00</b>	<b>\$0.00</b>	<b>\$0.00</b>
<b>7000 OTHER USES/ UNBUDGETED ITEMS:</b>	<b>\$0.00</b>	<b>\$0.00</b>	<b>\$0.00</b>	<b>\$0.00</b>
<b>8000 REPAYMENTS:</b>	<b>\$0.00</b>	<b>\$0.00</b>	<b>\$0.00</b>	<b>\$0.00</b>
<b>TOTAL BUILDING FUND 2018-19 FISCAL YEAR</b>	<b>\$295,837.92</b>	<b>\$0.00</b>	<b>\$315,772.76</b>	<b>\$295,837.92</b>

ESTIMATE OF NEEDS FOR THE FISCAL YEAR 2019-20	Estimate of Needs by Governing Board	Approved by County Excise Board
<b>PURPOSE:</b>		
Current Expense	\$959,433.80	\$959,433.80
Pro rata share of County Assessor's Budget as determined by County Excise Board	\$0.00	\$0.00
<b>GRAND TOTAL - Home School</b>	<b>\$959,433.80</b>	<b>\$959,433.80</b>

SINKING FUND ACCOUNTS COVERING THE PERIOD JULY 1, 2018 TO JUNE 30, 2019  
ESTIMATE OF NEEDS FOR 2019-2020

EXHIBIT "E"

Schedule I: Detail of Bond and Coupon Indebtedness as of June 30, 2019 - Not Affecting Homesteads (New)					
<b>PURPOSE OF BOND ISSUE:</b>					2015 Building Bonds
Date Of Issue					6/1/2015
Date Of Sale By Delivery					
<b>HOW AND WHEN BONDS MATURE:</b>					
Uniform Maturities:					
Date Maturity Begins					6/1/2017
Amount Of Each Uniform Maturity					\$ 325,000.00
Final Maturity Otherwise:					
Date of Final Maturity					6/1/2019
Amount of Final Maturity					\$ 325,000.00
<b>AMOUNT OF ORIGINAL ISSUE</b>					\$ 975,000.00
Cancelled, In Judgement Or Delayed For Final Levy Year					\$ 0.00
<b>Basis of Accruals Contemplated on Net Collections or Better in Anticipation:</b>					
Bond Issues Accruing By Tax Levy					\$ 975,000.00
Years To Run					4
Normal Annual Accrual					\$ 0.00
Tax Years Run					4
Accrual Liability To Date					\$ 975,000.00
<b>Deductions From Total Accruals:</b>					
Bonds Paid Prior To 6-30-2018					\$ 650,000.00
Bonds Paid During 2018-2019					\$ 325,000.00
Matured Bonds Unpaid					\$ 0.00
Balance Of Accrual Liability					\$ 0.00
<b>TOTAL BONDS OUTSTANDING 6-30-2019:</b>					
Matured					\$ 0.00
Unmatured					\$ 0.00
Coupon Computation:	Coupon Date	Unmatured Amount	% Int.	Months	Interest Amount
Bonds and Coupons				Mo.	\$ 0.00
Bonds and Coupons				Mo.	\$ 0.00
Bonds and Coupons				Mo.	\$ 0.00
Bonds and Coupons				Mo.	\$ 0.00
Bonds and Coupons				Mo.	\$ 0.00
Bonds and Coupons				Mo.	\$ 0.00
Bonds and Coupons				Mo.	\$ 0.00
Bonds and Coupons				Mo.	\$ 0.00
Bonds and Coupons				Mo.	\$ 0.00
Bonds and Coupons				Mo.	\$ 0.00
<b>Requirement for Interest Earnings After Last Tax-Levy Year:</b>					
Terminal Interest To Accrue					\$ 0.00
Years To Run					0
Accrue Each Year					\$ 0.00
Tax Years Run					0
Total Accrual To Date					\$ 0.00
Current Interest Earned Through 2019-2020					\$ 0.00
Total Interest To Levy For 2019-2020					\$ 0.00
<b>INTEREST COUPON ACCOUNT:</b>					
<b>Interest Earned But Unpaid 6-30-2018:</b>					
Matured					\$ 0.00
Unmatured					\$ 297.92
Interest Earnings 2018-2019					\$ 3,277.08
Coupons Paid Through 2018-2019					\$ 3,575.00
<b>Interest Earned But Unpaid 6-30-2019:</b>					
Matured					\$ 0.00
Unmatured					\$ 0.00

SINKING FUND ACCOUNTS COVERING THE PERIOD JULY 1, 2018 TO JUNE 30, 2019  
ESTIMATE OF NEEDS FOR 2019-2020

EXHIBIT "E"

Schedule I: Detail of Bond and Coupon Indebtedness as of June 30, 2019 - Not Affecting Homesteads (New)					
<b>PURPOSE OF BOND ISSUE:</b>					<b>2017 Building Bonds</b>
Date Of Issue					5/1/2017
Date Of Sale By Delivery					
<b>HOW AND WHEN BONDS MATURE:</b>					
Uniform Maturities:					
Date Maturity Begins					5/1/2020
Amount Of Each Uniform Maturity					\$ 225,000.00
Final Maturity Otherwise:					
Date of Final Maturity					5/1/2022
Amount of Final Maturity					\$ 225,000.00
<b>AMOUNT OF ORIGINAL ISSUE</b>					<b>\$ 675,000.00</b>
Cancelled, In Judgement Or Delayed For Final Levy Year					\$ 0.00
Basis of Accruals Contemplated on Net Collections or Better in Anticipation:					
Bond Issues Accruing By Tax Levy					\$ 675,000.00
Years To Run					4
Normal Annual Accrual					\$ 168,750.00
Tax Years Run					1
Accrual Liability To Date					\$ 168,750.00
<b>Deductions From Total Accruals:</b>					
Bonds Paid Prior To 6-30-2018					\$ 0.00
Bonds Paid During 2018-2019					\$ 0.00
Matured Bonds Unpaid					\$ 0.00
Balance Of Accrual Liability					\$ 168,750.00
<b>TOTAL BONDS OUTSTANDING 6-30-2019:</b>					
Matured					\$ 0.00
Unmatured					\$ 675,000.00
<b>Coupon Computation:</b>	<b>Coupon Date</b>	<b>Unmatured Amount</b>	<b>% Int.</b>	<b>Months</b>	<b>Interest Amount</b>
Bonds and Coupons	5/1/2020	\$ 225,000.00	2.000%	10 Mo.	\$ 3,750.00
Bonds and Coupons	5/1/2021	\$ 225,000.00	2.000%	12 Mo.	\$ 4,500.00
Bonds and Coupons	5/1/2022	\$ 225,000.00	2.000%	12 Mo.	\$ 4,500.00
Bonds and Coupons				Mo.	\$ 0.00
Bonds and Coupons				Mo.	\$ 0.00
Bonds and Coupons				Mo.	\$ 0.00
Bonds and Coupons				Mo.	\$ 0.00
Bonds and Coupons				Mo.	\$ 0.00
Bonds and Coupons				Mo.	\$ 0.00
Bonds and Coupons				Mo.	\$ 0.00
<b>Requirement for Interest Earnings After Last Tax-Levy Year:</b>					
Terminal Interest To Accrue					\$ 0.00
Years To Run					0
Accrue Each Year					\$ 0.00
Tax Years Run					0
Total Accrual To Date					\$ 0.00
Current Interest Earned Through 2019-2020					\$ 12,750.00
Total Interest To Levy For 2019-2020					\$ 12,750.00
<b>INTEREST COUPON ACCOUNT:</b>					
<b>Interest Earned But Unpaid 6-30-2018:</b>					
Matured					\$ 0.00
Unmatured					\$ 2,250.00
Interest Earnings 2018-2019					\$ 13,500.00
Coupons Paid Through 2018-2019					\$ 13,500.00
<b>Interest Earned But Unpaid 6-30-2019:</b>					
Matured					\$ 0.00
Unmatured					\$ 2,250.00



SINKING FUND ACCOUNTS COVERING THE PERIOD JULY 1, 2018 TO JUNE 30, 2019  
ESTIMATE OF NEEDS FOR 2019-2020

EXHIBIT "E"

Schedule I: Detail of Bond and Coupon Indebtedness as of June 30, 2019 - Not Affecting Homesteads (New)						
<b>PURPOSE OF BOND ISSUE:</b>						2018 Building Bonds
Date Of Issue						6/1/2018
Date Of Sale By Delivery						
<b>HOW AND WHEN BONDS MATURE:</b>						
Uniform Maturities:						
Date Maturity Begins						6/1/2020
Amount Of Each Uniform Maturity						\$ 85,000.00
Final Maturity Otherwise:						
Date of Final Maturity						6/1/2020
Amount of Final Maturity						\$ 85,000.00
<b>AMOUNT OF ORIGINAL ISSUE</b>						\$ 85,000.00
Cancelled, In Judgement Or Delayed For Final Levy Year						\$ 0.00
<b>Basis of Accruals Contemplated on Net Collections or Better in Anticipation:</b>						
Bond Issues Accruing By Tax Levy						\$ 85,000.00
Years To Run						1
Normal Annual Accrual						\$ 0.00
Tax Years Run						1
Accrual Liability To Date						\$ 85,000.00
<b>Deductions From Total Accruals:</b>						
Bonds Paid Prior To 6-30-2018						\$ 0.00
Bonds Paid During 2018-2019						\$ 0.00
Matured Bonds Unpaid						\$ 0.00
Balance Of Accrual Liability						\$ 85,000.00
<b>TOTAL BONDS OUTSTANDING 6-30-2019:</b>						
Matured						\$ 0.00
Unmatured						\$ 85,000.00
<b>Coupon Computation:</b>	<b>Coupon Date</b>	<b>Unmatured Amount</b>	<b>% Int.</b>	<b>Months</b>	<b>Interest Amount</b>	
Bonds and Coupons	6/1/2020	\$ 85,000.00	2.625%	11 Mo.	\$ 2,045.31	
Bonds and Coupons				Mo.	\$ 0.00	
Bonds and Coupons				Mo.	\$ 0.00	
Bonds and Coupons				Mo.	\$ 0.00	
Bonds and Coupons				Mo.	\$ 0.00	
Bonds and Coupons				Mo.	\$ 0.00	
Bonds and Coupons				Mo.	\$ 0.00	
Bonds and Coupons				Mo.	\$ 0.00	
Bonds and Coupons				Mo.	\$ 0.00	
Bonds and Coupons				Mo.	\$ 0.00	
<b>Requirement for Interest Earnings After Last Tax-Levy Year:</b>						
Terminal Interest To Accrue						\$ 0.00
Years To Run						0
Accrue Each Year						\$ 0.00
Tax Years Run						0
Total Accrual To Date						\$ 0.00
Current Interest Earned Through 2019-2020						\$ 2,045.31
Total Interest To Levy For 2019-2020						\$ 2,045.31
<b>INTEREST COUPON ACCOUNT:</b>						
<b>Interest Earned But Unpaid 6-30-2018:</b>						
Matured						\$ 0.00
Unmatured						\$ 0.00
Interest Earnings 2018-2019						\$ 2,417.19
Coupons Paid Through 2018-2019						\$ 2,417.19
<b>Interest Earned But Unpaid 6-30-2019:</b>						
Matured						\$ 0.00
Unmatured						\$ (0.00)

SINKING FUND ACCOUNTS COVERING THE PERIOD JULY 1, 2018 TO JUNE 30, 2019  
ESTIMATE OF NEEDS FOR 2019-2020

EXHIBIT "E"

Schedule I: Detail of Bond and Coupon Indebtedness as of June 30, 2019 - Not Affecting Homesteads (New)					
<b>PURPOSE OF BOND ISSUE:</b>					<b>2018 Building Bonds</b>
Date Of Issue					6/1/2018
Date Of Sale By Delivery					
<b>HOW AND WHEN BONDS MATURE:</b>					
Uniform Maturities:					
Date Maturity Begins					6/1/2018
Amount Of Each Uniform Maturity					\$ 335,000.00
Final Maturity Otherwise:					
Date of Final Maturity					6/1/2020
Amount of Final Maturity					\$ 335,000.00
<b>AMOUNT OF ORIGINAL ISSUE</b>					<b>\$ 335,000.00</b>
Cancelled, In Judgement Or Delayed For Final Levy Year					\$ 0.00
<b>Basis of Accruals Contemplated on Net Collections or Better in Anticipation:</b>					
Bond Issues Accruing By Tax Levy					\$ 335,000.00
Years To Run					1
Normal Annual Accrual					\$ 335,000.00
Tax Years Run					0
Accrual Liability To Date					\$ 0.00
<b>Deductions From Total Accruals:</b>					
Bonds Paid Prior To 6-30-2018					\$ 0.00
Bonds Paid During 2018-2019					\$ 0.00
Matured Bonds Unpaid					\$ 0.00
Balance Of Accrual Liability					\$ 0.00
<b>TOTAL BONDS OUTSTANDING 6-30-2019:</b>					
Matured					\$ 0.00
Unmatured					\$ 335,000.00
<b>Coupon Computation:</b>	<b>Coupon Date</b>	<b>Unmatured Amount</b>	<b>% Int.</b>	<b>Months</b>	<b>Interest Amount</b>
Bonds and Coupons	6/1/2020	\$ 335,000.00	2.625%	11 Mo.	\$ 8,060.94
Bonds and Coupons				Mo.	\$ 0.00
Bonds and Coupons				Mo.	\$ 0.00
Bonds and Coupons				Mo.	\$ 0.00
Bonds and Coupons				Mo.	\$ 0.00
Bonds and Coupons				Mo.	\$ 0.00
Bonds and Coupons				Mo.	\$ 0.00
Bonds and Coupons				Mo.	\$ 0.00
Bonds and Coupons				Mo.	\$ 0.00
Bonds and Coupons				Mo.	\$ 0.00
<b>Requirement for Interest Earnings After Last Tax-Levy Year:</b>					
Terminal Interest To Accrue					\$ 0.00
Years To Run					0
Accrue Each Year					\$ 0.00
Tax Years Run					0
Total Accrual To Date					\$ 0.00
Current Interest Earned Through 2019-2020					\$ 8,060.94
Total Interest To Levy For 2019-2020					\$ 8,060.94
<b>INTEREST COUPON ACCOUNT:</b>					
<b>Interest Earned But Unpaid 6-30-2018:</b>					
Matured					\$ 0.00
Unmatured					\$ 0.00
Interest Earnings 2018-2019					\$ 9,526.56
Coupons Paid Through 2018-2019					\$ 8,607.81
<b>Interest Earned But Unpaid 6-30-2019:</b>					
Matured					\$ 0.00
Unmatured					\$ 918.75

SINKING FUND ACCOUNTS COVERING THE PERIOD JULY 1, 2018 TO JUNE 30, 2019  
ESTIMATE OF NEEDS FOR 2019-2020

EXHIBIT "E"

Schedule 1: Detail of Bond and Coupon Indebtedness as of June 30, 2019 - Not Affecting Homesteads (New)						
<b>PURPOSE OF BOND ISSUE:</b>					2017 Building Bonds	
Date Of Issue					5/1/2017	
Date Of Sale By Delivery						
<b>HOW AND WHEN BONDS MATURE:</b>						
Uniform Maturities:						
Date Maturity Begins					5/1/2017	
Amount Of Each Uniform Maturity					\$ 50,000.00	
Final Maturity Otherwise:						
Date of Final Maturity					5/1/2019	
Amount of Final Maturity					\$ 50,000.00	
<b>AMOUNT OF ORIGINAL ISSUE</b>					<b>\$ 50,000.00</b>	
Cancelled, In Judgement Or Delayed For Final Levy Year					\$ 0.00	
<b>Basis of Accruals Contemplated on Net Collections or Better in Anticipation:</b>						
Bond Issues Accruing By Tax Levy					\$ 50,000.00	
Years To Run					1	
Normal Annual Accrual					\$ 0.00	
Tax Years Run					1	
Accrual Liability To Date					\$ 50,000.00	
<b>Deductions From Total Accruals:</b>						
Bonds Paid Prior To 6-30-2018					\$ 0.00	
Bonds Paid During 2018-2019					\$ 50,000.00	
Matured Bonds Unpaid					\$ 0.00	
Balance Of Accrual Liability					\$ 0.00	
<b>TOTAL BONDS OUTSTANDING 6-30-2019:</b>						
Matured					\$ 0.00	
Unmatured					\$ 0.00	
<b>Coupon Computation:</b>	<b>Coupon Date</b>	<b>Unmatured Amount</b>	<b>% Int.</b>	<b>Months</b>	<b>Interest Amount</b>	
Bonds and Coupons				Mo.	\$ 0.00	
Bonds and Coupons				Mo.	\$ 0.00	
Bonds and Coupons				Mo.	\$ 0.00	
Bonds and Coupons				Mo.	\$ 0.00	
Bonds and Coupons				Mo.	\$ 0.00	
Bonds and Coupons				Mo.	\$ 0.00	
Bonds and Coupons				Mo.	\$ 0.00	
Bonds and Coupons				Mo.	\$ 0.00	
Bonds and Coupons				Mo.	\$ 0.00	
Bonds and Coupons				Mo.	\$ 0.00	
<b>Requirement for Interest Earnings After Last Tax-Levy Year:</b>						
Terminal Interest To Accrue					\$ 0.00	
Years To Run					0	
Accrue Each Year					\$ 0.00	
Tax Years Run					0	
Total Accrual To Date					\$ 0.00	
Current Interest Earned Through 2019-2020					\$ 0.00	
Total Interest To Levy For 2019-2020					\$ 0.00	
<b>INTEREST COUPON ACCOUNT:</b>						
<b>Interest Earned But Unpaid 6-30-2018:</b>						
Matured					\$ 0.00	
Unmatured					\$ 166.67	
Interest Earnings 2018-2019					\$ 833.33	
Coupons Paid Through 2018-2019					\$ 1,000.00	
<b>Interest Earned But Unpaid 6-30-2019:</b>						
Matured					\$ 0.00	
Unmatured					\$ 0.00	

SINKING FUND ACCOUNTS COVERING THE PERIOD JULY 1, 2018 TO JUNE 30, 2019  
ESTIMATE OF NEEDS FOR 2019-2020

EXHIBIT "E"

Schedule 1: Detail of Bond and Coupon Indebtedness as of June 30, 2019 - Not Affecting Homesteads (New)		Total All Bonds
<b>PURPOSE OF BOND ISSUE:</b>		
<b>HOW AND WHEN BONDS MATURE:</b>		
Uniform Maturities:		
Amount Of Each Uniform Maturity		\$ 1,020,000.00
Final Maturity Otherwise:		
Amount of Final Maturity		\$ 1,020,000.00
<b>AMOUNT OF ORIGINAL ISSUE</b>		<b>\$ 2,120,000.00</b>
Cancelled, In Judgement Or Delayed For Final Levy Year		\$ 0.00
<b>Basis of Accruals Contemplated on Net Collections or Better in Anticipation:</b>		
Bond Issues Accruing By Tax Levy		\$ 2,120,000.00
Normal Annual Accrual		\$ 503,750.00
Accrual Liability To Date		\$ 1,278,750.00
<b>Deductions From Total Accruals:</b>		
Bonds Paid Prior To 6-30-2018		\$ 650,000.00
Bonds Paid During 2018-2019		\$ 375,000.00
Matured Bonds Unpaid		\$ 0.00
Balance Of Accrual Liability		\$ 253,750.00
<b>TOTAL BONDS OUTSTANDING 6-30-2019:</b>		
Matured		\$ 0.00
Unmatured		\$ 1,095,000.00
<b>Requirement for Interest Earnings After Last Tax-Levy Year:</b>		
Terminal Interest To Accrue		\$ 0.00
Accrue Each Year		\$ 0.00
Total Accrual To Date		\$ 0.00
Current Interest Earned Through 2019-2020		\$ 22,856.25
Total Interest To Levy For 2019-2020		\$ 22,856.25
<b>INTEREST COUPON ACCOUNT:</b>		
<b>Interest Earned But Unpaid 6-30-2018:</b>		
Matured		\$ 0.00
Unmatured		\$ 2,714.59
Interest Earnings 2018-2019		\$ 29,554.16
Coupons Paid Through 2018-2019		\$ 29,100.00
<b>Interest Earned But Unpaid 6-30-2019:</b>		
Matured		\$ 0.00
Unmatured		\$ 3,168.75

SINKING FUND ACCOUNTS COVERING THE PERIOD JULY 1, 2018 TO JUNE 30, 2019  
ESTIMATE OF NEEDS FOR 2019-2020

EXHIBIT "E"

Schedule 2: Detail of Judgment Indebtedness as of June 30, 2019 - Not Affecting Homesteads (New)						
Judgments For Indebtedness Originally Incurred After January 8, 1937. (New)						
IN FAVOR OF						TOTAL ALL JUDGMENTS
BY WHOM OWNED						
PURPOSE OF JUDGMENT						
Case Number						
NAME OF COURT						
Date of Judgment						
Principal Amount of Judgment	\$ 0.00	\$ 0.00	\$ 0.00	\$ 0.00	\$ 0.00	\$ 0.00
Interest Rate Assigned by Court	0.00%	0.00%	0.00%	0.00%	0.00%	
Tax Levies Made	0	0	0	0	0	
Principal Amount Provided for to June 30, 2018	\$ 0.00	\$ 0.00	\$ 0.00	\$ 0.00	\$ 0.00	\$ 0.00
Principal Amount Provided for in 2018-2019	\$ 0.00	\$ 0.00	\$ 0.00	\$ 0.00	\$ 0.00	\$ 0.00
PRINCIPAL AMOUNT NOT PROVIDED FOR	\$ 0.00	\$ 0.00	\$ 0.00	\$ 0.00	\$ 0.00	\$ 0.00
<b>AMOUNT TO PROVIDE BY TAX LEVY FISCAL YEAR 2019-2020</b>						
Principal 1/3	\$ 0.00	\$ 0.00	\$ 0.00	\$ 0.00	\$ 0.00	\$ 0.00
Interest	\$ 0.00	\$ 0.00	\$ 0.00	\$ 0.00	\$ 0.00	\$ 0.00
<b>FOR ALL JUDGMENTS REPORTED</b>						
<b>LEVIED FOR BUT UNPAID JUDGMENT OBLIGATIONS</b>						
<b>OUTSTANDING JUNE 30, 2018</b>						
Principal	\$ 0.00	\$ 0.00	\$ 0.00	\$ 0.00	\$ 0.00	\$ 0.00
Interest	\$ 0.00	\$ 0.00	\$ 0.00	\$ 0.00	\$ 0.00	\$ 0.00
<b>JUDGMENT OBLIGATIONS SINCE LEVIED FOR:</b>						
Principal	\$ 0.00	\$ 0.00	\$ 0.00	\$ 0.00	\$ 0.00	\$ 0.00
Interest	\$ 0.00	\$ 0.00	\$ 0.00	\$ 0.00	\$ 0.00	\$ 0.00
<b>JUDGMENT OBLIGATIONS SINCE PAID:</b>						
Principal	\$ 0.00	\$ 0.00	\$ 0.00	\$ 0.00	\$ 0.00	\$ 0.00
Interest	\$ 0.00	\$ 0.00	\$ 0.00	\$ 0.00	\$ 0.00	\$ 0.00
<b>LEVIED BUT UNPAID JUDGMENT OBLIGATIONS</b>						
<b>OUTSTANDING JUNE 30, 2019</b>						
Principal	\$ 0.00	\$ 0.00	\$ 0.00	\$ 0.00	\$ 0.00	\$ 0.00
Interest	\$ 0.00	\$ 0.00	\$ 0.00	\$ 0.00	\$ 0.00	\$ 0.00
Total	\$ 0.00	\$ 0.00	\$ 0.00	\$ 0.00	\$ 0.00	\$ 0.00

Schedule 3: Prepaid Judgments as of June 30, 2019						
Prepaid Judgments On Indebtedness Originating After January 8, 1937						
NAME OF JUDGMENT						TOTAL ALL PREPAID JUDGMENTS
CASE NUMBER						
NAME OF COURT						
Principal Amount of Judgment	\$ 0.00	\$ 0.00	\$ 0.00	\$ 0.00	\$ 0.00	\$ 0.00
Tax Levies Made	0	0	0	0	0	
Unreimbursed Balance At June 30, 2018	\$ 0.00	\$ 0.00	\$ 0.00	\$ 0.00	\$ 0.00	\$ 0.00
Reimbursement By 2018-2019 Tax Levy	\$ 0.00	\$ 0.00	\$ 0.00	\$ 0.00	\$ 0.00	\$ 0.00
Annual Accrual On Prepaid Judgments	\$ 0.00	\$ 0.00	\$ 0.00	\$ 0.00	\$ 0.00	\$ 0.00
Stricken By Court Order	\$ 0.00	\$ 0.00	\$ 0.00	\$ 0.00	\$ 0.00	\$ 0.00
Asset Balance	\$ 0.00	\$ 0.00	\$ 0.00	\$ 0.00	\$ 0.00	\$ 0.00

SINKING FUND ACCOUNTS COVERING THE PERIOD JULY 1, 2018 TO JUNE 30, 2019  
ESTIMATE OF NEEDS FOR 2019-2020

EXHIBIT "E"

Schedule 4: Sinking Fund Cash Statement		
Revenue Receipts and Disbursements (Fund 41)	SINKING FUND	
	Detail	Extension
Cash on Hand June 30, 2018		\$ 147,251.00
Investments Since Liquidated	\$ 0.00	
<b>COLLECTED AND APPORTIONED:</b>		
Contributions From Other Districts	\$ 0.00	
2017 and Prior Ad Valorem Tax	\$ 32,350.42	
2018 Ad Valorem Tax	\$ 504,848.20	
Miscellaneous Receipts	\$ 103.98	
<b>TOTAL RECEIPTS</b>		\$ 537,302.60
<b>TOTAL RECEIPTS AND BALANCE</b>		\$ 684,553.60
<b>DISBURSEMENTS:</b>		
Coupons Paid	\$ 29,100.00	
Interest Paid on Past-Due Coupons	\$ 0.00	
Bonds Paid	\$ 375,000.00	
Interest Paid on Past-Due Bonds	\$ 0.00	
Commission Paid to Fiscal Agency	\$ 0.00	
Judgments Paid	\$ 0.00	
Interest Paid on Such Judgments	\$ 0.00	
Investments Purchased	\$ 0.00	
Judgments Paid Under 62 O.S. 1981, Sect 435	\$ 0.00	
<b>TOTAL DISBURSEMENTS</b>		\$ 404,100.00
<b>CASH BALANCE ON HAND JUNE 30, 2019</b>		<b>\$280,453.60</b>

Schedule 5: Sinking Fund Balance Sheet		
	SINKING FUND	
	Detail	Extension
Cash Balance on Hand June 30, 2019		\$ 280,453.60
Legal Investments Properly Maturing	\$ 0.00	
Judgments Paid to Recover by Tax Levy	\$ 0.00	
<b>TOTAL LIQUID ASSETS</b>		\$ 280,453.60
<b>DEDUCT MATURED INDEBTEDNESS:</b>		
a. Past-Due Coupons	\$ 0.00	
b. Interest Accrued Thereon	\$ 0.00	
c. Past-Due Bonds	\$ 0.00	
d. Interest Thereon After Last Coupon	\$ 0.00	
e. Fiscal Agent Commission On Above	\$ 0.00	
f. Judgements and Interest Levied for But Unpaid	\$ 0.00	
TOTAL Items a. Through f. (To Extension Column)		\$ 0.00
<b>BALANCE OF ASSETS SUBJECT TO ACCRUALS</b>		\$ 280,453.60
<b>DEDUCT ACCRUAL RESERVES IF ASSETS SUFFICIENT:</b>		
g. Earned Unmatured Interest	\$ 3,168.75	
h. Accrual on Final Coupons	\$ 0.00	
i. Accrued on Unmatured Bonds	\$ 253,750.00	
TOTAL Items g. Through i. (To Extension Column)		\$ 256,918.75
<b>EXCESS OF ASSETS OVER ACCRUAL RESERVES</b>		\$ 23,534.85

Schedule 6: Estimate of Sinking Fund Needs		
	SINKING FUND	
	Computed By Governing Board	Provided By Excise Board
Interest Earnings on Bonds	\$ 22,856.25	\$ 22,856.25
Accrual on Unmatured Bonds	\$ 503,750.00	\$ 503,750.00
Annual Accrual on "Prepaid" Judgments	\$ 0.00	\$ 0.00
Annual Accrual on Unpaid Judgments	\$ 0.00	\$ 0.00
Interest on Unpaid Judgments	\$ 0.00	\$ 0.00
Participating Contributions (Annexations):	\$ 0.00	\$ 0.00
For Credit to School Dist. No.	\$ 0.00	\$ 0.00
For Credit to School Dist. No.	\$ 0.00	\$ 0.00
For Credit to School Dist. No.	\$ 0.00	\$ 0.00
For Credit to School Dist. No.	\$ 0.00	\$ 0.00
Annual Accrual From Exhibit KK	\$ 0.00	\$ 0.00
<b>TOTAL SINKING FUND PROVISION</b>	<b>\$ 526,606.25</b>	<b>\$ 526,606.25</b>



SINKING FUND ACCOUNTS COVERING THE PERIOD JULY 1, 2018 TO JUNE 30, 2019  
ESTIMATE OF NEEDS FOR 2019-2020

EXHIBIT "E"

Schedule 7: Ad Valorem Tax Account - Sinking Funds			
ACCOUNTS COVERING THE PERIOD JULY 1, 2018 TO JUNE 30, 2019		26.948 Mills	Amount
Gross Value	\$	0.00	Net Value \$ 20,018,230.00
Total Proceeds of Levy as Certified			\$ 539,456.14
Additions:			\$ 0.00
Deductions:			\$ 0.00
Gross Balance Tax			\$ 539,456.14
Less Reserve for Delinquent Tax			\$ 25,688.39
Reserve for Protests Pending			\$ 0.00
Balance Available Tax			\$ 513,767.75
Deduct 2018 Tax Apportioned			\$ 504,848.20
Net Balance 2018 Tax in Process of Collection			\$ 8,919.55
Excess Collections			\$ 0.00

Schedule 8: Sinking Fund Contributions From Other Districts Due To Boundary Changes			
SCHOOL DISTRICT CONTRIBUTIONS		SINKING FUND	
		Actually Received	Provided For in Budget of Contributing School District
From School District No.		\$ 0.00	\$ 0.00
From School District No.		\$ 0.00	\$ 0.00
From School District No.		\$ 0.00	\$ 0.00
From School District No.		\$ 0.00	\$ 0.00
From School District No.		\$ 0.00	\$ 0.00
From School District No.		\$ 0.00	\$ 0.00
From School District No.		\$ 0.00	\$ 0.00
From School District No.		\$ 0.00	\$ 0.00
From School District No.		\$ 0.00	\$ 0.00
<b>TOTALS</b>		<b>\$ 0.00</b>	<b>\$ 0.00</b>

SINKING FUND ACCOUNTS COVERING THE PERIOD JULY 1, 2018 TO JUNE 30, 2019  
ESTIMATE OF NEEDS FOR 2019-2020

EXHIBIT "E"

Schedule 10: Miscellaneous Revenue	2018-19 ACCOUNT	
Source	Amount	
<b>1000 DISTRICT SOURCES OF REVENUE:</b>		
1200 Tuition & Fees	\$	0.00
<b>1300 EARNINGS ON INVESTMENTS AND BOND SALES</b>		
1310 Interest Earnings	\$	0.00
1320 Dividends on Insurance Policies	\$	0.00
1330 Premium on Bonds Sold	\$	0.00
1340 Accrued Interest on Bond Sales	\$	0.00
1350 Interest on Taxes	\$	0.00
1360 Earnings From Oklahoma Commission on School Funds Management	\$	0.00
1370 Proceeds From Sale of Original Bonds	\$	0.00
1390 Other Earnings on Investments	\$	0.00
TOTAL EARNINGS ON INVESTMENTS AND BOND SALES	\$	0.00
<b>1400 RENTAL, DISPOSALS AND COMMISSIONS</b>		
1410 Rental of School Facilities	\$	0.00
1420 Rental of Property Other Than School Facilities	\$	0.00
1430 Sales of Building and/or Real Estate	\$	0.00
1440 Sales of Equipment, Services and Materials	\$	0.00
1450 Bookstore Revenue	\$	0.00
1460 Commissions	\$	0.00
1470 Shop Revenue	\$	0.00
1490 Other Rental, Disposals and Commissions	\$	0.00
TOTAL RENTAL, DISPOSALS AND COMMISSIONS	\$	0.00
1500 Reimbursements	\$	0.00
1600 Other Local Sources of Revenue	\$	0.00
1700 Child Nutrition Programs	\$	0.00
1800 Athletics	\$	0.00
TOTAL DISTRICT SOURCES OF REVENUE	\$	0.00
<b>2000 INTERMEDIATE SOURCES OF REVENUE:</b>		
2100 County 4 Mill Ad Valorem Tax	\$	0.00
2200 County Apportionment (Mortgage Tax)	\$	0.00
2300 Resale of Property Fund Distribution	\$	0.00
2900 Other Intermediate Sources of Revenue	\$	0.00
TOTAL INTERMEDIATE SOURCES OF REVENUE	\$	0.00
<b>3000 STATE SOURCES OF REVENUE:</b>		
3100 Total Dedicated Revenue	\$	0.00
3200 Total State Aid - General Operations - Non-Categorical	\$	0.00
3300 State Aid - Competitive Grants - Categorical	\$	0.00
3400 State - Categorical	\$	0.00
3500 Special Programs	\$	0.00
3600 Other State Sources of Revenue	\$	103.98
3700 Child Nutrition Program	\$	0.00
3800 State Vocational Programs - Multi-Source	\$	0.00
TOTAL STATE SOURCES OF REVENUE	\$	103.98
<b>4000 FEDERAL SOURCES OF REVENUE:</b>		
TOTAL FEDERAL SOURCES OF REVENUE	\$	0.00
<b>5000 NON-REVENUE RECEIPTS:</b>		
TOTAL NON-REVENUE RECEIPTS	\$	0.00
<b>GRAND TOTAL</b>	<b>\$</b>	<b>103.98</b>

TOTAL CAPITAL PROJECT FUND ACCOUNTS COVERING THE PERIOD JULY 1, 2018 TO JUNE 30, 2019  
ESTIMATE OF NEEDS FOR 2019-2020

EXHIBIT "G"

Schedule 1: Current Balance Sheet - June 30, 2019	TOTAL OF ALL FUNDS
<b>ASSETS:</b>	Amount
Cash Balances	\$1,327.00
Investments	\$0.00
<b>TOTAL ASSETS</b>	<b>\$1,327.00</b>
<b>LIABILITIES AND RESERVES:</b>	
Warrants Outstanding	\$0.00
Reserve for Interest on Warrants	\$0.00
Reserves From Schedule 8	\$0.00
<b>TOTAL LIABILITIES AND RESERVES</b>	<b>\$0.00</b>
<b>CASH FUND BALANCE JUNE 30, 2019</b>	<b>\$1,327.00</b>
<b>TOTAL LIABILITIES, RESERVES AND CASH FUND BALANCE</b>	<b>\$1,327.00</b>

Schedule 3: Capital Projects Fund Total Of All Funds Cash Accounts of Current and all Prior Years		
CURRENT AND ALL PRIOR YEARS	2018-19	2018 & Prior Years
Cash Balance Reported to Excise Board 6-30-18	\$0.00	\$427,239.19
<b>REVENUES, NON-REVENUE RECEIPTS &amp; CASH BALANCES</b>		
1000 DISTRICT SOURCES OF REVENUE (Source 1000 to 1999)	\$0.00	
2000 INTERMEDIATE SOURCES OF REVENUE (Source 2000 to 2999)	\$0.00	
3000 STATE SOURCES OF REVENUE (Source 3000 to 3999)	\$0.00	
4000 FEDERAL SOURCES OF REVENUE (Source 4000 to 4999)	\$0.00	
5000 NON-REVENUE RECEIPTS (Source 5000 to 5999)	\$0.00	
<b>6000 BALANCE SHEET ACCOUNTS</b>		
<b>6100 CASH ACCOUNTS</b>		
6110 Cash Balances Transferred	\$427,239.19	
6130 Prior Year Lapsed Appropriations	\$0.00	
6140 Estopped Warrants	\$0.00	
<b>TOTAL CASH ACCOUNTS</b>	<b>\$427,239.19</b>	
6200 Interfund Transfers	\$0.00	
<b>TOTAL BALANCE SHEET ACCOUNTS</b>	<b>\$427,239.19</b>	
<b>TOTAL REVENUES, NON-REV RECEIPTS &amp; CASH BALANCES</b>	<b>\$427,239.19</b>	<b>\$714,997.72</b>
Warrants Paid of Year in Caption	\$425,912.19	\$714,997.72
<b>TOTAL DISBURSEMENTS</b>	<b>\$425,912.19</b>	<b>\$714,997.72</b>
<b>CASH &amp; INVESTMENTS BALANCE JUNE 30, 2019</b>	<b>\$1,327.00</b>	<b>\$0.00</b>
Reserve for Warrants Outstanding	\$0.00	\$0.00
Reserve for Interest on Warrants	\$0.00	\$0.00
Reserves From Schedule 8	\$0.00	\$0.00
<b>TOTAL LIABILITIES AND RESERVE</b>	<b>\$0.00</b>	<b>\$0.00</b>
<b>DEFICIT</b>	<b>\$0.00</b>	<b>\$0.00</b>
<b>CASH FUND BAL FORWARD TO SUCCEEDING YEAR</b>	<b>\$1,327.00</b>	<b>\$0.00</b>

Schedule 7: Report of Prior Year Warrants Issued From Reserves	FISCAL YEAR ENDING JUNE 30, 2018		
	RESERVES 6/30/18	WARRANTS SINCE ISSUED	BALANCE LAPSED APPROPRIATIONS
<b>TOTAL PRIOR YEAR RESERVES</b>	<b>\$0.00</b>	<b>\$0.00</b>	<b>\$0.00</b>

Schedule 8: Report of Current Year Expenditures	FISCAL YEAR ENDING JUNE 30, 2019		
	WARRANTS ISSUED	RESERVES	TOTAL EXPENDITURES
1000 Instruction	\$274,961.35	\$0.00	\$274,961.35
2000 Support Services	\$101,897.84	\$0.00	\$101,897.84
3000 Operation Of Non-Instruction Services	\$0.00	\$0.00	\$0.00
4000 Facilities Acquisition & Construciton Services	\$49,053.00	\$0.00	\$49,053.00
5000 Other Outlays	\$0.00	\$0.00	\$0.00
7000 Other Uses	\$0.00	\$0.00	\$0.00
8000 Repayments	\$0.00	\$0.00	\$0.00
<b>TOTAL EXPENDITURES 2018-19 FISCAL YEAR</b>	<b>\$425,912.19</b>	<b>\$0.00</b>	<b>\$425,912.19</b>

CAPITAL PROJECT FUNDS BY ACCOUNTS COVERING THE PERIOD JULY 1, 2018 TO JUNE 30, 2019  
ESTIMATE OF NEEDS FOR 2019-2020

EXHIBIT "G"

Schedule 1: Current Balance Sheet - June 30, 2019	Name of Item	Fund 31 Amount
<b>ASSETS:</b>		
Cash Balances		\$0.00
Investments		\$0.00
<b>TOTAL ASSETS</b>		\$0.00
<b>LIABILITIES AND RESERVES:</b>		
Warrants Outstanding		\$0.00
Reserve for Interest on Warrants		\$0.00
Reserves From Schedule 8		\$0.00
<b>TOTAL LIABILITIES AND RESERVES</b>		\$0.00
<b>CASH FUND BALANCE JUNE 30, 2019</b>		\$0.00
<b>TOTAL LIABILITIES, RESERVES AND CASH FUND BALANCE</b>		\$0.00

Schedule 3: Capital Projects Fund 31 Cash Accounts of Current and all Prior Years		
CURRENT AND ALL PRIOR YEARS	2018-19	2018 & Prior Years
Cash Balance Reported to Excise Board 6-30 of Year in Caption	\$0.00	\$7,239.19
<b>REVENUES, NON-REVENUE RECEIPTS &amp; CASH BALANCES</b>		
1000 DISTRICT SOURCES OF REVENUE (Source 1000 to 1999)	\$0.00	\$0.00
2000 INTERMEDIATE SOURCES OF REVENUE (Source 2000 to 2999)	\$0.00	\$0.00
3000 STATE SOURCES OF REVENUE (Source 3000 to 3999)	\$0.00	\$0.00
4000 FEDERAL SOURCES OF REVENUE (Source 4000 to 4999)	\$0.00	\$0.00
5000 NON-REVENUE RECEIPTS (Source 5000 to 5999)	\$0.00	\$0.00
<b>6000 BALANCE SHEET ACCOUNTS</b>		
<b>6100 CASH ACCOUNTS</b>		
6110 Cash Balances Transferred	\$7,239.19	\$707,758.53
6130 Prior Year Lapsed Appropriations	\$0.00	
6140 Estopped Warrants	\$0.00	
<b>TOTAL CASH ACCOUNTS</b>	\$7,239.19	\$707,758.53
6200 Interfund Transfers	\$0.00	
<b>TOTAL BALANCE SHEET ACCOUNTS</b>	\$7,239.19	\$707,758.53
<b>TOTAL REVENUES, NON-REV RECEIPTS &amp; CASH BALANCES</b>	\$7,239.19	\$714,997.72
Warrants Paid of Year in Caption	\$7,239.19	\$714,997.72
<b>TOTAL DISBURSEMENTS</b>	\$7,239.19	\$714,997.72
<b>CASH &amp; INVESTMENTS BALANCE JUNE 30, 2019</b>	\$0.00	\$0.00
Reserve for Warrants Outstanding	\$0.00	\$0.00
Reserve for Interest on Warrants	\$0.00	\$0.00
Reserves From Schedule 8	\$0.00	\$0.00
<b>TOTAL LIABILITIES AND RESERVE</b>	\$0.00	\$0.00
<b>DEFICIT</b>	\$0.00	\$0.00
<b>CASH FUND BAL FORWARD TO SUCCEEDING YEAR</b>	\$0.00	\$0.00

Schedule 7: Report of Prior Year Warrants Issued From Reserves	FISCAL YEAR ENDING JUNE 30, 2018		
	RESERVES 6/30/18	WARRANTS SINCE ISSUED	BALANCE LAPSED APPROPRIATIONS
<b>TOTAL PRIOR YEAR RESERVES</b>	\$0.00	\$0.00	\$0.00

Schedule 8: Report of Current Year Expenditures	FISCAL YEAR ENDING JUNE 30, 2019		
	WARRANTS ISSUED	RESERVES	TOTAL EXPENDITURES
1000 Instruction	\$7,239.19	\$0.00	\$7,239.19
2000 Support Services	\$0.00	\$0.00	\$0.00
3000 Operation Of Non-Instruction Services	\$0.00	\$0.00	\$0.00
4000 Facilities Acquisition & Constructon Services	\$0.00	\$0.00	\$0.00
5000 Other Outlays	\$0.00	\$0.00	\$0.00
7000 Other Uses	\$0.00	\$0.00	\$0.00
8000 Repayments	\$0.00	\$0.00	\$0.00
<b>TOTAL EXPENDITURES 2018-19 FISCAL YEAR</b>	\$7,239.19	\$0.00	\$7,239.19

CAPITAL PROJECT FUNDS BY ACCOUNTS COVERING THE PERIOD JULY 1, 2018 TO JUNE 30, 2019  
ESTIMATE OF NEEDS FOR 2019-2020

EXHIBIT "G"

Schedule 1: Current Balance Sheet - June 30, 2019	Name of Item	Fund 32 Amount
<b>ASSETS:</b>		
Cash Balances		\$0.00
Investments		\$0.00
<b>TOTAL ASSETS</b>		<b>\$0.00</b>
<b>LIABILITIES AND RESERVES:</b>		
Warrants Outstanding		\$0.00
Reserve for Interest on Warrants		\$0.00
Reserves From Schedule 8		\$0.00
<b>TOTAL LIABILITIES AND RESERVES</b>		<b>\$0.00</b>
<b>CASH FUND BALANCE JUNE 30, 2019</b>		<b>\$0.00</b>
<b>TOTAL LIABILITIES, RESERVES AND CASH FUND BALANCE</b>		<b>\$0.00</b>

Schedule 3: Capital Projects Fund 32 Cash Accounts of Current and all Prior Years		
CURRENT AND ALL PRIOR YEARS	2018-19	2018 & Prior Years
Cash Balance Reported to Excise Board 6-30 of Year in Caption	\$0.00	\$305,000.00
<b>REVENUES, NON-REVENUE RECEIPTS &amp; CASH BALANCES</b>		
1000 DISTRICT SOURCES OF REVENUE (Source 1000 to 1999)	\$0.00	\$0.00
2000 INTERMEDIATE SOURCES OF REVENUE (Source 2000 to 2999)	\$0.00	\$0.00
3000 STATE SOURCES OF REVENUE (Source 3000 to 3999)	\$0.00	\$0.00
4000 FEDERAL SOURCES OF REVENUE (Source 4000 to 4999)	\$0.00	\$0.00
5000 NON-REVENUE RECEIPTS (Source 5000 to 5999)	\$0.00	\$0.00
<b>6000 BALANCE SHEET ACCOUNTS</b>		
<b>6100 CASH ACCOUNTS</b>		
6110 Cash Balances Transferred	\$305,000.00	-\$305,000.00
6130 Prior Year Lapsed Appropriations	\$0.00	
6140 Estopped Warrants	\$0.00	
<b>TOTAL CASH ACCOUNTS</b>	<b>\$305,000.00</b>	<b>-\$305,000.00</b>
6200 Interfund Transfers	\$0.00	
<b>TOTAL BALANCE SHEET ACCOUNTS</b>	<b>\$305,000.00</b>	<b>-\$305,000.00</b>
<b>TOTAL REVENUES, NON-REV RECEIPTS &amp; CASH BALANCES</b>	<b>\$305,000.00</b>	<b>\$0.00</b>
Warrants Paid of Year in Caption	\$305,000.00	\$0.00
<b>TOTAL DISBURSEMENTS</b>	<b>\$305,000.00</b>	<b>\$0.00</b>
<b>CASH &amp; INVESTMENTS BALANCE JUNE 30, 2019</b>	<b>\$0.00</b>	<b>\$0.00</b>
Reserve for Warrants Outstanding	\$0.00	\$0.00
Reserve for Interest on Warrants	\$0.00	\$0.00
Reserves From Schedule 8	\$0.00	\$0.00
<b>TOTAL LIABILITIES AND RESERVE</b>	<b>\$0.00</b>	<b>\$0.00</b>
<b>DEFICIT</b>	<b>\$0.00</b>	<b>\$0.00</b>
<b>CASH FUND BAL FORWARD TO SUCCEEDING YEAR</b>	<b>\$0.00</b>	<b>\$0.00</b>

Schedule 7: Report of Prior Year Warrants Issued From Reserves	FISCAL YEAR ENDING JUNE 30, 2018		
	RESERVES 6/30/18	WARRANTS SINCE ISSUED	BALANCE LAPSED APPROPRIATIONS
<b>TOTAL PRIOR YEAR RESERVES</b>	<b>\$0.00</b>	<b>\$0.00</b>	<b>\$0.00</b>

Schedule 8: Report of Current Year Expenditures	FISCAL YEAR ENDING JUNE 30, 2019		
	WARRANTS ISSUED	RESERVES	TOTAL EXPENDITURES
1000 Instruction	\$267,722.16	\$0.00	\$267,722.16
2000 Support Services	\$8,327.84	\$0.00	\$8,327.84
3000 Operation Of Non-Instruction Services	\$0.00	\$0.00	\$0.00
4000 Facilities Acquisition & Construction Services	\$28,950.00	\$0.00	\$28,950.00
5000 Other Outlays	\$0.00	\$0.00	\$0.00
7000 Other Uses	\$0.00	\$0.00	\$0.00
8000 Repayments	\$0.00	\$0.00	\$0.00
<b>TOTAL EXPENDITURES 2018-19 FISCAL YEAR</b>	<b>\$305,000.00</b>	<b>\$0.00</b>	<b>\$305,000.00</b>

CAPITAL PROJECT FUNDS BY ACCOUNTS COVERING THE PERIOD JULY 1, 2018 TO JUNE 30, 2019  
ESTIMATE OF NEEDS FOR 2019-2020

EXHIBIT "G"

Schedule 1: Current Balance Sheet - June 30, 2019	Name of Item	Fund 33
<b>ASSETS:</b>		<b>Amount</b>
Cash Balances		\$1,327.00
Investments		\$0.00
<b>TOTAL ASSETS</b>		<b>\$1,327.00</b>
<b>LIABILITIES AND RESERVES:</b>		
Warrants Outstanding		\$0.00
Reserve for Interest on Warrants		\$0.00
Reserves From Schedule 8		\$0.00
<b>TOTAL LIABILITIES AND RESERVES</b>		<b>\$0.00</b>
<b>CASH FUND BALANCE JUNE 30, 2019</b>		<b>\$1,327.00</b>
<b>TOTAL LIABILITIES, RESERVES AND CASH FUND BALANCE</b>		<b>\$1,327.00</b>

Schedule 3: Capital Projects Fund 33 Cash Accounts of Current and all Prior Years		
CURRENT AND ALL PRIOR YEARS	2018-19	2018 & Prior Years
Cash Balance Reported to Excise Board 6-30 of Year in Caption	\$0.00	\$115,000.00
<b>REVENUES, NON-REVENUE RECEIPTS &amp; CASH BALANCES</b>		
1000 DISTRICT SOURCES OF REVENUE (Source 1000 to 1999)	\$0.00	\$0.00
2000 INTERMEDIATE SOURCES OF REVENUE (Source 2000 to 2999)	\$0.00	\$0.00
3000 STATE SOURCES OF REVENUE (Source 3000 to 3999)	\$0.00	\$0.00
4000 FEDERAL SOURCES OF REVENUE (Source 4000 to 4999)	\$0.00	\$0.00
5000 NON-REVENUE RECEIPTS (Source 5000 to 5999)	\$0.00	\$0.00
<b>6000 BALANCE SHEET ACCOUNTS</b>		
<b>6100 CASH ACCOUNTS</b>		
6110 Cash Balances Transferred	\$115,000.00	-\$115,000.00
6130 Prior Year Lapsed Appropriations	\$0.00	
6140 Estopped Warrants	\$0.00	
<b>TOTAL CASH ACCOUNTS</b>	<b>\$115,000.00</b>	<b>-\$115,000.00</b>
6200 Interfund Transfers	\$0.00	
<b>TOTAL BALANCE SHEET ACCOUNTS</b>	<b>\$115,000.00</b>	<b>-\$115,000.00</b>
<b>TOTAL REVENUES, NON-REV RECEIPTS &amp; CASH BALANCES</b>	<b>\$115,000.00</b>	<b>\$0.00</b>
Warrants Paid of Year in Caption	\$113,673.00	\$0.00
<b>TOTAL DISBURSEMENTS</b>	<b>\$113,673.00</b>	<b>\$0.00</b>
<b>CASH &amp; INVESTMENTS BALANCE JUNE 30, 2019</b>	<b>\$1,327.00</b>	<b>\$0.00</b>
Reserve for Warrants Outstanding	\$0.00	\$0.00
Reserve for Interest on Warrants	\$0.00	\$0.00
Reserves From Schedule 8	\$0.00	\$0.00
<b>TOTAL LIABILITIES AND RESERVE</b>	<b>\$0.00</b>	<b>\$0.00</b>
<b>DEFICIT</b>	<b>\$0.00</b>	<b>\$0.00</b>
<b>CASH FUND BAL FORWARD TO SUCCEEDING YEAR</b>	<b>\$1,327.00</b>	<b>\$0.00</b>

Schedule 7: Report of Prior Year Warrants Issued From Reserves	FISCAL YEAR ENDING JUNE 30, 2018		
	RESERVES 6/30/18	WARRANTS SINCE ISSUED	BALANCE LAPSED APPROPRIATIONS
<b>TOTAL PRIOR YEAR RESERVES</b>	<b>\$0.00</b>	<b>\$0.00</b>	<b>\$0.00</b>

Schedule 8: Report of Current Year Expenditures	FISCAL YEAR ENDING JUNE 30, 2019		
	WARRANTS ISSUED	RESERVES	TOTAL EXPENDITURES
1000 Instruction	\$0.00	\$0.00	\$0.00
2000 Support Services	\$93,570.00	\$0.00	\$93,570.00
3000 Operation Of Non-Instruction Services	\$0.00	\$0.00	\$0.00
4000 Facilities Acquisition & Constructiton Services	\$20,103.00	\$0.00	\$20,103.00
5000 Other Outlays	\$0.00	\$0.00	\$0.00
7000 Other Uses	\$0.00	\$0.00	\$0.00
8000 Repayments	\$0.00	\$0.00	\$0.00
<b>TOTAL EXPENDITURES 2018-19 FISCAL YEAR</b>	<b>\$113,673.00</b>	<b>\$0.00</b>	<b>\$113,673.00</b>



## CERTIFICATE OF EXCISE BOARD

State of Oklahoma, County of Mayes

We, do further certify that we have examined the statement of estimated needs for the current fiscal year ending June 30, 2019, as certified by the Board of Education of Salina Public Schools, District Number I-16 of said County and State, and its financial statement for the preceding year, and in so doing we have diligently performed the duties imposed upon this Excise Board by 68 O. S. 2001 Section 3007, by (1) ascertaining that the financial statements, as to the statistics therein contained, reflect the true fiscal condition at the close of the fiscal year, or caused the same to be corrected so to show; (2) struck from the estimate of needs so submitted any items not authorized by law and reduced to the sum authorized by law any items restricted by statute as to the amount lawfully expendable therefor; (3) supplemented such estimate, after appropriate action, by an estimate of needs prepared by this Excise Board to make provision for mandatory functions based upon statistics authoritatively submitted; (4) computed the total means available to each fund in the manner provided, applying the Governing Board's estimate of revenue to be derived from surplus tax of the immediately preceding year and from sources other than ad valorem tax, or reduced such estimate to not less than the lawfully authorized ratio of the several sums realized from such sources during the preceding fiscal year or to such lesser sum as may reasonably be anticipated under altered law or circumstance and using for such determination the basic collections of the preceding year and the ratios on which distribution or apportionment must be made during the ensuing or current year.

To the several and specific purposes of the estimated needs as certified, we have and do hereby appropriate the surplus balances of cash on hand of the prior year, estimates of income from sources other than ad valorem taxation within the limitation fixed by law, and the proceeds of ad valorem tax levy within the number of mills authorized, either by apportionment by the Legislature, allocation by the excise board or by legal election, all of which appropriations are made in so far as the available surpluses, revenues, and levies will permit, except in that we have also provided that, after deducting items consisting of cash and the revenue from all sources other than the 2019 tax and the proceeds of the 2019 tax levy are in excess of the residue of such appropriations, by a sum included for delinquent tax, computed at 10.0% of such residue. And provided further, if said School District has been ascertained to be a well defined State Aid District, the local budget, as approved and appropriated for, has been applied wholly to its operating accounts.

We further certify that the amount required to be raised from tax, excluding Homesteads, for General Revenue Fund purposes as approved, requires a total ad valorem tax levy of 35.000 Mills. Said levy is within the statutory limit, and if in excess, is within the constitutional limit and has been authorized by a vote of the people of said district, as shown by certificate of the School Board to-wit:

To this District, with valuations shown below, the Excise Board allocated 5.000 Mills, plus 15.000 Mills authorized by the Constitution, plus an emergency levy of 5.000 Mills; plus local support levy of 10.000 Mills; for a total levy for the General Fund of 35.000 Mills.

We further certify that the amount required to be raised for building fund purposes as approved requires a tax levy of 5.000 Mills, and said levy has been certified as authorized by a vote of the people at an election held for that purpose. We further certify that Assessed Values used in computing Mill-vote levies have been applied as certified by the County Assessor.

We further certify that we have examined the within statements of account and estimated needs or requirements of the Governing Board of Salina Public Schools, School District No. I-16 of said County and State, in relation to the Sinking Fund or Funds thereof, and after finding the same correct or having caused the same to be corrected pursuant to 68 O. S. 2001 Section 3009, have approved the requirements therefor to fulfill the conditions of Section 26 and 28 of Article 10, Oklahoma Constitution, and have made and certified a tax levy therefor to the extent of the excess of said total requirements over the total of items 2, 3, 6, and 12 of Exhibit Y and any other legal deduction, including a reserve of 10.0% for delinquent taxes.

CERTIFICATE OF EXCISE BOARD  
ESTIMATE OF NEEDS FOR 2019-2020

EXHIBIT "Y"					
County Excise Board's Appropriation of Income and Revenue	General Fund	Building Fund	Co-op Fund	Child Nutrition Fund	New Sinking Fund (Exc. Homesteads)
Appropriation Approved and Provision Made	\$ 9,236,829.65	\$ 959,433.80	\$ 42,189.12	\$ 0.00	\$ 526,606.25
Appropriation of Revenues:					
Excess of Assets Over Liabilities	\$ 2,708,918.43	\$ 736,976.23	\$ 0.00	\$ 0.00	\$ 23,534.85
Unclaimed Protest Tax Refunds	\$ 0.00	\$ 0.00	\$ 0.00	\$ 0.00	\$ 0.00
Miscellaneous Estimated Revenues	\$ 5,845,896.74	\$ 125,000.00	\$ 42,189.12	\$ 0.00	None
Est. Value of Surplus Tax in Process	\$ 0.00	\$ 0.00	\$ 0.00	\$ 0.00	None
Sinking Fund Contributions	\$ 0.00	\$ 0.00	\$ 0.00	\$ 0.00	\$ 0.00
Surplus Building Fund Cash	\$ 0.00	\$ 0.00	\$ 0.00	\$ 0.00	\$ 0.00
Total Other Than 2019 Tax	\$ 8,554,815.17	\$ 861,976.23	\$ 42,189.12	\$ 0.00	\$ 23,534.85
Balance Required	\$ 682,014.48	\$ 97,457.57	\$ 0.00	\$ 0.00	\$ 503,071.40
Add Allowance for Delinquency	\$ 68,201.45	\$ 9,745.76	\$ 0.00	\$ 0.00	\$ 25,153.57
Total Required for 2019 Tax	\$ 750,215.93	\$ 107,203.33	\$ 0.00	\$ 0.00	\$ 528,224.97
Rate of Levy Required and Certified	-----	-----	-----	-----	25.47 Mills

We further certify that the net assessed valuation of the Property, subject to ad valorem taxes, after the amount of all Homestead Exemptions have been deducted in the said School District as finally equalized and certified by the Board of Equalization for the current year 2019-2020 is as follows:

VALUATION AND LEVIES EXCLUDING HOMESTEADS					
County	Real	Personal	Public Service	Total	
This County Mayes	\$ 18,365,539	\$ 1,047,682	\$ 1,322,432	\$ 20,735,653	
Joint County	\$ 0	\$ 0	\$ 0	\$ 0	
Joint County	\$ 0	\$ 0	\$ 0	\$ 0	
Joint County	\$ 0	\$ 0	\$ 0	\$ 0	
Joint County	\$ 0	\$ 0	\$ 0	\$ 0	
Joint County	\$ 0	\$ 0	\$ 0	\$ 0	
Joint County	\$ 0	\$ 0	\$ 0	\$ 0	
Joint County	\$ 0	\$ 0	\$ 0	\$ 0	
Joint County	\$ 0	\$ 0	\$ 0	\$ 0	
Joint County	\$ 0	\$ 0	\$ 0	\$ 0	
Joint County	\$ 0	\$ 0	\$ 0	\$ 0	
Joint County	\$ 0	\$ 0	\$ 0	\$ 0	
Joint County	\$ 0	\$ 0	\$ 0	\$ 0	
Total Valuations, All Counties	\$ 18,365,539	\$ 1,047,682	\$ 1,322,432	\$ 20,735,653	

The assessed valuations herein certified have been used in computing the rates of mill levies and the proceeds thereof appropriated as aforesaid; and that having ascertained as aforesaid, the aggregate amount to be raised by ad valorem taxation, be raised by ad valorem taxation, we thereupon made the above levies therefor as provided by law as follows:

CERTIFICATE OF EXCISE BOARD  
ESTIMATE OF NEEDS FOR 2019-2020

EXHIBIT "Y" Continued:		Primary County And All Joint Counties							
Levies Required and Certified:		Valuation And Levies Excluding Homesteads					Total Required For 2019 Tax		
County		General Fund		Building Fund		Total Valuation	General	Building	
This County	Mayes	36.18	Mills	5.17	Mills	\$ 20,735,653	\$ 750,216	\$ 107,203	
Joint Co.		0.00	Mills	0.00	Mills	\$ 0	\$ 0	\$ 0	
Joint Co.		0.00	Mills	0.00	Mills	\$ 0	\$ 0	\$ 0	
Joint Co.		0.00	Mills	0.00	Mills	\$ 0	\$ 0	\$ 0	
Joint Co.		0.00	Mills	0.00	Mills	\$ 0	\$ 0	\$ 0	
Joint Co.		0.00	Mills	0.00	Mills	\$ 0	\$ 0	\$ 0	
Joint Co.		0.00	Mills	0.00	Mills	\$ 0	\$ 0	\$ 0	
Joint Co.		0.00	Mills	0.00	Mills	\$ 0	\$ 0	\$ 0	
Joint Co.		0.00	Mills	0.00	Mills	\$ 0	\$ 0	\$ 0	
Joint Co.		0.00	Mills	0.00	Mills	\$ 0	\$ 0	\$ 0	
Joint Co.		0.00	Mills	0.00	Mills	\$ 0	\$ 0	\$ 0	
Joint Co.		0.00	Mills	0.00	Mills	\$ 0	\$ 0	\$ 0	
Joint Co.		0.00	Mills	0.00	Mills	\$ 0	\$ 0	\$ 0	
Joint Co.		0.00	Mills	0.00	Mills	\$ 0	\$ 0	\$ 0	
<b>Totals</b>						<b>\$ 20,735,653</b>	<b>\$ 750,216</b>	<b>\$ 107,203</b>	

Sinking Fund: 25.47 Mills

We do hereby order the above levies to be certified forthwith by the Secretary of this Board to the County Assessor of said County, in order that the County Assessor may immediately extend said levies upon the Tax Rolls for the year 2019 without regard to any protest that may be filed against any levies, as required by 68 O. S. 2001, Section 2869.

Signed at Dryor, Oklahoma, this 1st day of October, 2019

[Signature]  
 Excise Board Member

[Signature]  
 Excise Board Chairman

[Signature]  
 Excise Board Secretary

Joint School District Levy Certification for Salina Public Schools I-16

Career Tech District Number \_\_\_\_\_ : General Fund \_\_\_\_\_

Building Fund \_\_\_\_\_

State of Oklahoma )  
 ) ss  
 County of Mayes )

I, \_\_\_\_\_, Mayes County Clerk, do hereby certify that the above levies are true and correct for the taxable year 2019.

Witness my hand and seal, on \_\_\_\_\_

\_\_\_\_\_  
 Mayes County Clerk



ALL FUND ACCOUNTS COVERING THE PERIOD JULY 1, 2018 TO JUNE 30, 2019  
STATISTICAL DATA FOR 2019-2020

EXHIBIT "Z"

Schedule I: SUMMARY RECAPITULATION OF SCHOOL COSTS FOR THE FISCAL YEAR ENDING JUNE 30, 2019, AND  
APPORTIONMENT THEREOF

CLASSIFICATION	ACCUMULATION OF EXPENDITURES AND UNLIQUIDATED COMMITMENTS TO DETERMINE PER CAPITA COSTS					
	GENERAL REVENUE FUND	CHILD NUTRITION FUND	BUILDING FUND	SINKING FUND	SPECIAL REVENUE FUNDS	CAPITAL PROJECT FUNDS
Current Exp. - Educational	\$ 6,496,164.99	\$ 0.00	\$ 291,382.92	\$ 0.00	\$ 0.00	\$ 0.00
Current Exp. - Transportation	\$ 224,513.42	\$ 0.00	\$ 0.00	\$ 0.00	\$ 0.00	\$ 0.00
Current Res. - Educational	\$ 205.54	\$ 0.00	\$ 0.00	\$ 0.00	\$ 0.00	\$ 0.00
Current Res. - Transportation	\$ 0.00	\$ 0.00	\$ 0.00	\$ 0.00	\$ 0.00	\$ 0.00
Capital Exp. - Educational	\$ 40,520.25	\$ 0.00	\$ 4,455.00	\$ 375,000.00	\$ 0.00	\$ 0.00
Capital Exp. - Transportation	\$ 0.00	\$ 0.00	\$ 0.00	\$ 0.00	\$ 0.00	\$ 0.00
Capital Res. - Educational	\$ 0.00	\$ 0.00	\$ 0.00	\$ 0.00	\$ 0.00	\$ 0.00
Capital Res. - Transportation	\$ 0.00	\$ 0.00	\$ 0.00	\$ 0.00	\$ 0.00	\$ 0.00
Interest Paid and Reserved	\$ 0.00	\$ 0.00	\$ 0.00	\$ 29,100.00	\$ 0.00	\$ 0.00
<b>TOTALS</b>	<b>\$ 6,761,404.20</b>	<b>\$ 0.00</b>	<b>\$ 295,837.92</b>	<b>\$ 404,100.00</b>	<b>\$ 0.00</b>	<b>\$ 0.00</b>

Enumeration		0.00	Average Daily Attendance		0.00	Average Daily Haul		0.00
-------------	--	------	-----------------------------	--	------	-----------------------	--	------

Expenditures and Reserves	ENTERPRISE FUNDS	ACTIVITY FUNDS	EXPENDABLE TRUST FUNDS	NON- EXPENDABLE TURST FUNDS	INTERNAL SERVICE FUNDS
Current Expenditures - Educational	\$ 0.00	\$ 0.00	\$ 0.00	\$ 0.00	\$ 0.00
Current Expenditures - Transportation	\$ 0.00	\$ 0.00	\$ 0.00	\$ 0.00	\$ 0.00
Current Reserves - Educational	\$ 0.00	\$ 0.00	\$ 0.00	\$ 0.00	\$ 0.00
Current Reserves - Transportation	\$ 0.00	\$ 0.00	\$ 0.00	\$ 0.00	\$ 0.00
Capital Expenditures - Educational	\$ 0.00	\$ 0.00	\$ 0.00	\$ 0.00	\$ 0.00
Capital Expenditures - Transportation	\$ 0.00	\$ 0.00	\$ 0.00	\$ 0.00	\$ 0.00
Capital Reserves - Educational	\$ 0.00	\$ 0.00	\$ 0.00	\$ 0.00	\$ 0.00
Capital Reserves - Transportation	\$ 0.00	\$ 0.00	\$ 0.00	\$ 0.00	\$ 0.00
Interest Paid and Reserved	\$ 0.00	\$ 0.00	\$ 0.00	\$ 0.00	\$ 0.00
<b>TOTALS</b>	<b>\$ 0.00</b>	<b>\$ 0.00</b>	<b>\$ 0.00</b>	<b>\$ 0.00</b>	<b>\$ 0.00</b>

Per Capita Cost for:		Education	\$ 0.00	Transportation	\$ 0.00
----------------------	--	-----------	---------	----------------	---------

Expenditures and Reserves	TOTAL OF ALL APPLICABLE COSTS 2018-2019	OPERATION COSTS ONLY	TRANSPORTATION COSTS ONLY
Current Expenditures - Educational	\$ 6,787,547.91	\$ 6,787,547.91	\$ 0.00
Current Expenditures - Transportation	\$ 224,513.42	\$ 0.00	\$ 224,513.42
Current Reserves - Educational	\$ 205.54	\$ 205.54	\$ 0.00
Current Reserves - Transportation	\$ 0.00	\$ 0.00	\$ 0.00
Capital Expenditures - Educational	\$ 419,975.25	\$ 419,975.25	\$ 0.00
Capital Expenditures - Transportation	\$ 0.00	\$ 0.00	\$ 0.00
Capital Reserves - Educational	\$ 0.00	\$ 0.00	\$ 0.00
Capital Reserves - Transportation	\$ 0.00	\$ 0.00	\$ 0.00
Interest Paid and Reserved	\$ 29,100.00	\$ 29,100.00	\$ 0.00
<b>TOTALS</b>	<b>\$ 7,461,342.12</b>	<b>\$ 7,236,828.70</b>	<b>\$ 224,513.42</b>

Publication Sheet - Board of Education  
 Financial Statement of the Various Funds for the Fiscal Year Ending June 30, 2019  
 Estimate of Needs for Fiscal Year Ending June 30, 2020  
 Salina Public Schools, School District No. I-16, Mayes County, Oklahoma

STATEMENT OF FINANCIAL CONDITION

STATEMENT OF FINANCIAL CONDITION AS OF JUNE 30, 2019	GENERAL FUND DETAIL	BUILDING FUND DETAIL	CO-OP FUND DETAIL	NUTRITION FUND DETAIL
<b>ASSETS:</b>				
Cash Balance June 30, 2019	\$ 3,097,320.46	\$ 737,017.57	\$ 10,098.36	\$ 0.00
Investments	\$ 0.00	\$ 0.00	\$ 0.00	\$ 0.00
<b>TOTAL ASSETS</b>	<b>\$ 3,097,320.46</b>	<b>\$ 737,017.57</b>	<b>\$ 10,098.36</b>	<b>\$ 0.00</b>
<b>LIABILITIES AND RESERVES:</b>				
Warrants Outstanding	\$ 388,196.49	\$ 41.34	\$ 10,098.36	\$ 0.00
Reserves From Schedule 7	\$ 205.54	\$ 0.00	\$ 0.00	\$ 0.00
<b>TOTAL LIABILITIES AND RESERVES</b>	<b>\$ 388,402.03</b>	<b>\$ 41.34</b>	<b>\$ 10,098.36</b>	<b>\$ 0.00</b>
<b>CASH FUND BALANCE (Deficit) JUNE 30, 2019</b>	<b>\$ 2,708,918.43</b>	<b>\$ 736,976.23</b>	<b>\$ 0.00</b>	<b>\$ 0.00</b>

ESTIMATED NEEDS FOR FISCAL YEAR ENDING JUNE 30, 2020

GENERAL FUND	SINKING FUND BALANCE SHEET
Current Expense	1. Cash Balance on Hand June 30, 2019
\$ 9,236,829.65	\$ 280,453.60
Reserve for Int. on Warrants & Revaluation	2. Legal Investments Properly Maturing
\$ 0.00	\$ 0.00
<b>Total Required</b>	3. Judgments Paid To Recover By Tax Levy
<b>\$ 9,236,829.65</b>	\$ 0.00
<b>FINANCED:</b>	4. Total Liquid Assets
Cash Fund Balance	\$ 280,453.60
\$ 2,708,918.43	Deduct Matured Indebtedness:
Estimated Miscellaneous Revenue	5. a. Past-Due Coupons
\$ 5,845,896.74	\$ 0.00
<b>Total Deductions</b>	6. b. Interest Accrued Thereon
<b>\$ 8,554,815.17</b>	\$ 0.00
Balance to Raise from Ad Valorem Tax	7. c. Past-Due Bonds
\$ 682,014.48	\$ 0.00
<b>ESTIMATED MISCELLANEOUS REVENUE:</b>	8. d. Interest Thereon after Last Coupon
1000 Other District Sources of Revenue	\$ 0.00
\$ 70,746.54	9. e. Fiscal Agency Commissions on Above
2100 County 4 Mill Ad Valorem Tax	\$ 0.00
\$ 306,251.12	10. f. Judgments and Int. Levied for/Unpaid
2200 County Apportionment (Mortgage Tax)	\$ 0.00
\$ 15,214.18	11. Total Items a. Through f
2300 Resale of Property Fund Distribution	\$ 0.00
\$ 0.00	12. Balance of Assets Subject to Accrual
2900 Other Intermediate Sources of Revenue	\$ 280,453.60
\$ 0.00	Deduct Accrual Reserve if Assets Sufficient:
3110 Gross Production Tax	13. g. Earned Unmatured Interest
\$ 536.39	\$ 3,168.75
3120 Motor Vehicle Collections	14. h. Accrual on Final Coupons
\$ 280,198.94	\$ 0.00
3130 Rural Electric Cooperative Tax	15. i. Accrued on Unmatured Bonds
\$ 44,958.33	\$ 253,750.00
3140 State School Land Earnings	16. Total Items g Through i
\$ 107,748.90	\$ 256,918.75
3150 Vehicle Tax Stamps	17. Excess of Assets Over Accrual Reserves **(Page 2)
\$ 1,601.52	\$ 23,534.85
3160 Farm Implement Tax Stamps	
\$ 0.00	<b>SINKING FUND REQUIREMENTS FOR 2019-2020</b>
3170 Trailers and Mobile Homes	1. Interest Earnings on Bonds
\$ 0.00	\$ 22,856.25
3190 Other Dedicated Revenue	2. Accrual on Unmatured Bonds
\$ 0.00	\$ 503,750.00
3200 State Aid - General Operations	3. Annual Accrual on "Prepaid" Judgments
\$ 4,047,477.20	\$ 0.00
3300 State Aid - Competitive Grants	4. Annual Accrual on Unpaid Judgments
\$ 0.00	\$ 0.00
3400 State - Categorical	5. Interest on Unpaid Judgments
\$ 37,331.18	\$ 0.00
3500 Special Programs	6. PARTICIPATING CONTRIBUTIONS (Annexations):
\$ 0.00	7. For Credit to School Dist. No.
3600 Other State Sources of Revenue	\$ 0.00
\$ 0.00	8. For Credit to School Dist. No.
3700 Child Nutrition Program	\$ 0.00
\$ 3,285.19	9. For Credit to School Dist. No.
3800 State Vocational Programs	\$ 0.00
\$ 28,567.00	10. For Credit to School Dist. No.
4100 Capital Outlay	\$ 0.00
\$ 112,475.00	11. Annual Accrual From Exhibit KK
4200 Disadvantaged Students	\$ 0.00
\$ 354,639.96	Total Sinking Fund Requirements
4300 Individuals With Disabilities	\$ 526,606.25
\$ 116,828.24	Deduct:
4400 Minority	1. Excess of Assets over Liabilities (if not a deficit)
\$ 31,554.13	\$ 23,534.85
4500 Operations	2. Contributions From Other Districts
\$ 0.00	\$ 0.00
4600 Other Federal Sources of Revenue	Balance To Raise
\$ 0.00	\$ 503,071.40
4700 Child Nutrition Programs	
\$ 286,482.93	
4800 Federal Vocational Education	
\$ 0.00	
5000 Non-Revenue Receipts	
\$ 0.00	
<b>Total Estimated Revenue</b>	
<b>\$ 5,845,896.74</b>	

	SINKING FUND	BUILDING FUND
13d. j. Unmatured Coupons Due Before 4-1-2020	\$ 0.00	Current Expense
14d. k. Unmatured Bonds So Due	\$ 0.00	\$ 959,433.80
15d. l. Whatever Remains is for Exhibit KK Line E.	\$ 0.00	Reserve for Int. on Warrants & Revaluation
16d. Deficit as Shown on Sinking Fund Balance Sheet.	\$ 0.00	\$ 0.00
17d. Less Cash Requirements for Current Fiscal Year in Excess of Cash on H	\$ 0.00	<b>Total Required</b>
18d. Remaining Deficit is for Exhibit KK Line F.	\$ 0.00	\$ 959,433.80
		<b>FINANCED:</b>
		Cash Fund Balance
		\$ 736,976.23
		Estimated Miscellaneous Revenue
		\$ 125,000.00
		<b>Total Deductions</b>
		\$ 861,976.23
		Balance to Raise from Ad Valorem Tax
		\$ 97,457.57

	CO-OP FUND	CHILD NUTRITION PROGRAMS FUND
Current Expense	\$ 42,189.12	\$ 0.00
Reserve for Int. on Warrants & Revaluation	\$ 0.00	\$ 0.00
<b>Total Required</b>	<b>\$ 42,189.12</b>	<b>\$ 0.00</b>
<b>FINANCED:</b>		
Cash Fund Balance	\$ 0.00	\$ 0.00
Estimated Miscellaneous Revenue	\$ 42,189.12	\$ 0.00
<b>Total Deductions</b>	<b>\$ 42,189.12</b>	<b>\$ 0.00</b>
Balance	\$ 0.00	\$ 0.00

Publication Sheet - Board of Education  
Financial Statement of the Various Funds for the Fiscal Year Ending June 30, 2019  
Estimate of Needs for Fiscal Year Ending June 30, 2020  
Public Schools, School District No. , County, Oklahoma

CERTIFICATE - GOVERNING BOARD

STATE OF OKLAHOMA, COUNTY OF MAYES, ss:

We, the undersigned duly elected, qualified and acting officers of the Board of Education of Salina Public Schools, School District No. I-16, of Said County and State, do hereby certify that at a meeting of the Governing Body of the said District begun at the time provided by law for districts of this class and pursuant to the provisions of 68 O. S. 2001 Section 3003, the foregoing statement was prepared and is a true and correct condition of the Financial Affairs of said District as reflected by the records of the District Clerk and Treasurer. We further certify that the foregoing estimate for current expenses for the fiscal year beginning July 1, 2019 and ending June 30, 2020, as shown are reasonably necessary for the proper conduct of the affairs of the said District, that the Estimated Income to be derived from sources other than ad valorem taxation does not exceed the lawfully authorized ratio of the revenue derived from the same sources during the preceding year.



*Julie Gasque*  
\_\_\_\_\_  
President of Board of Education

Subscribed and sworn to before me this 9<sup>th</sup> d: September 2019

*Renee Humphrey*  
\_\_\_\_\_  
Notary Public



The Estimate of Needs shall be published in one issue in some legally qualified newspaper published in such political subdivision. If there be no such newspaper published in such political subdivision, such statement and estimate shall be so published in some legally qualified newspaper of general circulation therein; and such publication shall be made, in each instance, by the board or authority making the estimate.